Kernel Funds

Kernel March 2027 NZ Bond Fund

Fund update for the quarter ended 30 September 2026

This fund update was first made publicly available on 28 October 2026.

What is the purpose of this update?

This document tells you how the Kernel March 2027 NZ Bond Fund has performed and what fees were charged. The document will help you to compare the fund with other funds. Kernel Wealth Limited prepared this update in accordance with the Financial Markets Conduct Act 2013. This information is not audited and may be updated.

Description of this fund

The Kernel March 2027 NZ Bond Fund is designed to invest in New Zealand interest-bearing assets and to terminate and fully distribute on or around 15 March 2027 as the Fund Maturity Date.

Total value of the fund:	$4,966,379
The date the fund started:	07 March 2024

What are the risks of investing?

Risk indicator for the Kernel March 2027 NZ Bond Fund:

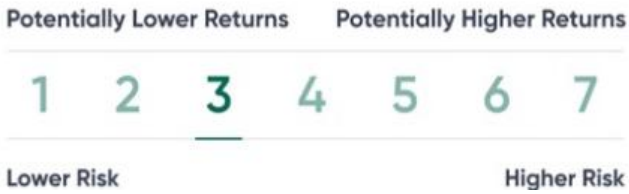

The risk indicator is rated from 1 (low) to 7 (high). The rating reflects how much the value of the fund's assets goes up and down. A higher risk generally means higher potential returns over time, but more ups and downs along the way. To help you clarify your own attitude to risk, you can seek financial advice or work out your risk profile at sorted.org.nz/tools/investor-profiler.

Note that even the lowest category does not mean a risk-free investment, and there are other risks that are not captured by this rating.

This risk indicator is not a guarantee of a fund's future performance. The risk indicator is based on the returns data[1] for 5 years to 30 September 2026. While risk indicators are usually relatively stable, they do shift from time to time. The risk indicator will continue to be updated in future fund updates. See the Product Disclosure Statement - Diversified & Other Funds for more information about the risks associated with investing in this fund.

How has the fund performed?

	Past Year
Annual return (after deductions for charges and tax)	1.82%
Annual return (after deductions for charges but before tax)	2.54%
Market index annual return (reflects no deduction for charges and tax)	1.39%

The market index annual return is based on the annual return of 50% Bloomberg NZ Bond Bank Bill Index & 50% Bloomberg NZ Bond Composite 0+ Yr Index. Additional information about the market index is available in the 'Statement of Investment Policy and Objectives' document on the offer register at www.disclose-register.companiesoffice.govt.nz.

Annual return graph

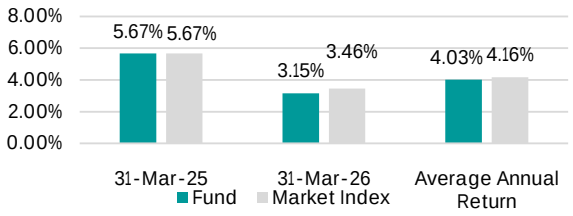

This shows the return after fund charges and tax for each year ending 31 March since the fund started. The last bar shows the average annual return since the fund started, up to 30 September 2026. Important: This does not tell you how the fund will perform in the future. Returns in this update are after tax at the highest prescribed investor rate (PIR) of tax for an individual New Zealand resident. Your tax may be lower.

What fees are investors charged?

Investors in the Kernel March 2027 NZ Bond Fund are charged fund charges. In the year to 31 March 2026 these were*:

	% per annum of fund's net asset value
Total fund charges	0.34%*
Which are made up of:	
Total management and administration charges	0.34%
Including -	
Manager's basic fee	0.34%
Other management and administration charges	0.00%

*The management fees for the fund were reduced on 6 August 2025 from 0.50%p.a. to 0.25%p.a. Therefore the fees for the year to 31 March 2026 were 0.34%p.a.

Investors are not charged individual action fees for specific actions or decisions (for example, for withdrawing from funds). All fees are inclusive of GST.

Small differences in fees and charges can have a big impact on your investment over the long term.

What does the fund invest in?

Actual investment mix

This shows the types of assets that the fund invests in.

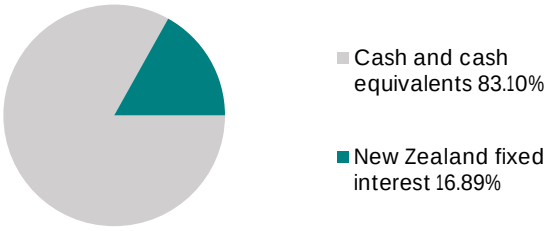

Target investment mix

This shows the mix of assets that the fund generally intends to invest in.

Asset Category	Target asset mix
Cash and cash equivalents	-
New Zealand fixed interest	100%
International fixed interest	-
Australasian equities	-
International equities	-
Listed property	-
Unlisted property	-
Commodities	-
Other	-

Example of how this applies to an investor

Emma had $10,000 in the fund on 1 October 2025 and did not make any further contributions. On 30 September 2026, Emma received a return after fund charges were deducted of $254 (that is 2.54% of her initial $10,000). This gives Emma a total return after tax of $182 for the period.

Top 10 investments

Name	% of fund's net asset value	Type	Country	Credit rating (if applicable)
Bank of China Deposit	12.63%	Cash and cash equivalents	New Zealand	A
Southland Building Society 4.32% 18/03/2027	11.25%	Cash and cash equivalents	New Zealand	A-
GMT 4.74% 14/04/2027	10.36%	Cash and cash equivalents	New Zealand	BBB+
Kiwibank TD 3.500% 23 Nov 2026	6.59%	Cash and cash equivalents	New Zealand	AA-
Heartland Bank TD 3.600% 05 Nov 2026	5.06%	Cash and cash equivalents	New Zealand	BBB
Vector 3.69% 26/11/2027	4.40%	New Zealand fixed interest	New Zealand	BBB+
Rabobank FRN 05/04/2027	3.19%	Cash and cash equivalents	New Zealand	AA
Kiwibank Ltd FRN 15/03/2028	3.10%	Cash and cash equivalents	New Zealand	AA-
GMT 3.656% 20/12/2027	2.13%	New Zealand fixed interest	New Zealand	BBB+
Kiwibank TD 3.350% 22 Oct 2026	2.08%	Cash and cash equivalents	New Zealand	AA-

The top 10 investments make up 60.79% of the fund's net asset value

Currency hedging - The fund is not hedged for currency.

Key personnel

This shows the directors and employees who have the most influence on the investment decisions of the fund:

Name	Current position	Years	Months	Previous position	Years	Months
Dean Anderson	Chief Executive Officer	8	0	Smartshares Product Manager, NZX	4	4
Helen Skinner	Chief Distribution Officer	0	5	Head of Distribution and Sustainability Strategy, Kernel	1	1
Kerry McIntosh	Chairman	7	3	Operating Partner, Zino Ventures (current)	8	7
Matthew Winton	Head of Investment Strategy	0	2	Portfolio Manager, Kernel	4	1
Rhea Prasad*	Portfolio Manager	3	9	Investment Dealer, Pie Funds	1	3

Further information

You can also obtain this information, the Product Disclosure Statement - Diversified & Other Funds for the Kernel Funds, and some additional information from the offer register at www.disclose-register.companiesoffice.govt.nz.

Notes

[1] Market index returns (as well as actual returns) have been used to complete the risk indicator, as the fund has not been in existence for 5 years. As a result, the risk indicator may provide a less reliable indicator of the potential future volatility of the fund. The risk indicator for the fund uses 2 year(s) 6 month(s) of market index returns.

*Rhea Prasad has been named in the fund update for this fund starting from quarter ending 30/06/2026