



Pathfinder

# Pathfinder KiwiSaver Plan Product Disclosure Statement



Issued by Pathfinder  
Asset Management Ltd

31 March 2026

This document replaces the product disclosure statement dated 3 April 2025.

This document gives you important information about this investment to help you decide whether you want to invest. There is other useful information about this offer on <https://disclose-register.companiesoffice.govt.nz/>. Pathfinder Asset Management Limited has prepared this document in accordance with the Financial Markets Conduct Act 2013. You can also seek advice from a financial advice provider to help you to make an investment decision.



# 1. Key information summary

## What is this?

This is a managed investment scheme. Your money will be pooled with other investors' money and invested in various investments. Pathfinder Asset Management Limited (**Pathfinder, we, our or us**) will invest your money and charge you a fee for its services. The returns you receive are dependent on the investment decisions of Pathfinder and the performance of the investments. The value of those investments may go up or down. The types of investments and the fees you will be charged are described in this document.

## What will your money be invested in?

The Pathfinder KiwiSaver Plan (**Scheme**) offers four funds which you can invest in (each a **Fund**). These investment options are summarised below. More information about the investment target and strategy for each investment option is provided at section 3 (*Description of your investment options*) on page 7.

Funds	Fund Description	Investment Objective
Pathfinder KiwiSaver High Growth Fund	<p>An ethical portfolio with a higher exposure to growth assets than income assets.<sup>1</sup> This Fund's value is likely to fluctuate more than the other Funds.</p> <p>Risk indicator:<sup>2</sup></p>	Ethical investing to achieve high returns with higher risk exposure.
Pathfinder KiwiSaver Growth Fund	<p>An ethical portfolio with a higher exposure to growth assets than income assets.<sup>1</sup> This Fund's value is likely to fluctuate more than the Balanced Fund or Conservative Fund but less than the High Growth Fund.</p> <p>Risk indicator:</p>	Ethical investing to achieve medium to high returns with a higher risk exposure.
Pathfinder KiwiSaver Balanced Fund	<p>An ethical portfolio with a balance between growth assets and income assets.<sup>1</sup> This Fund's value is likely to fluctuate more than the Conservative Fund but less than the other Funds.</p> <p>Risk indicator:</p>	Ethical investing to achieve medium returns with a medium risk exposure.
Pathfinder KiwiSaver Conservative Fund	<p>An ethical portfolio with a higher exposure to income assets than growth assets.<sup>1</sup> This Fund's value is unlikely to fluctuate as much as the other Funds.</p> <p>Risk indicator:</p>	Ethical investing to achieve modest returns with a lower risk exposure.

See following page for notes.



<sup>1</sup> In this Product Disclosure Statement (PDS), when we refer to **growth assets** we mean investments like shares and when we refer to **income assets** we mean investments that generate income in the form of interest payments like bonds and bank deposits. The value of growth assets will likely fluctuate more than income assets over the medium to long term.

<sup>2</sup> The Pathfinder The risk indicator for the KiwiSaver High Growth Fund was prepared using the relevant market index returns for the period from 1 January 2021 to 10 April 2025 (before the Fund started) rather than actual returns. As a result of those returns being used, the risk indicator may provide a less reliable indicator of the potential future volatility of that Fund.

See Section 4 (*What are the risks of investing?*) on page 8 for an explanation of the risk indicator and for information about other risks that are not included in the risk indicator. To help you clarify your own attitude to risk, you can seek financial advice or work out your risk profile at [www.sorted.org.nz/tools/investor-kickstarter](http://www.sorted.org.nz/tools/investor-kickstarter)

The table below shows the estimated annual fund charges<sup>3</sup> (excluding GST) for each Fund:

Fund	Total estimated annual fund charges <sup>3</sup>	Annual member fee <sup>4</sup>
High Growth Fund	1.27%	
Growth Fund	1.35%	
Balanced Fund	1.30%	\$27
Conservative Fund	1.20%	

<sup>3</sup> Annual fund charges (annual management fee and estimated external costs) are shown as a percentage of Fund net asset value.

<sup>4</sup> Not charged if your account balance is under \$5,000 or if you are under 18 years of age.

## Who manages the Pathfinder KiwiSaver Plan?

Pathfinder is the manager of the Scheme. See section 7 (*Who is involved?*) on page 11 for more information.

## How can you get your money out?

KiwiSaver is a special type of investment designed to help you save for your retirement. For this reason you generally cannot withdraw funds until you reach retirement age (65 years as at the date of this PDS). Earlier withdrawals may be possible but only in limited circumstances. These include buying your first home, significant financial hardship, serious illness or permanent emigration. See section 2 of the PDS (*How does this investment work?*) on page 4 for more information.

## How will your investment be taxed?

The Scheme is a portfolio investment entity (PIE). The amount of tax you pay in respect of a PIE is based on your prescribed investor rate (PIR). To determine your PIR, go to <https://www.ird.govt.nz/roles/portfolio-investment-entities/using-prescribed-investor-rates>. See section 6 of the PDS (*What taxes will you pay?*) on page 11 for more information.

## Where can you find more key information?

Pathfinder is required to publish quarterly updates for each Fund. The updates show the returns, and the total fees actually charged to investors, during the previous year. The latest fund updates are available at <https://pathfinder.kiwi/documents-and-forms/> or <https://disclose-register.companiesoffice.govt.nz/disclose>. The manager will also give you copies of those documents on request.



## Contents

1. Key Information Summary	1
2. How does this investment work?	4
3. Description of your investment options	7
4. What are the risks of investing?	8
5. What are the fees?	10
6. What taxes will you pay?	11
7. Who is involved?	11
8. How to complain	12
9. Where you can find more information	12
10. How to apply	12

## Join the future of investment

0800 ETHICAL (384 4225)  
pathfinder.kiwi info@pathfinder.kiwi

Level 37, PwC Tower,  
15 Customs St West, Auckland, 1010

Signatory of:





## 2. How does this investment work?

KiwiSaver is designed to help you save for your retirement. We are offering you membership in the Pathfinder KiwiSaver Plan, which is registered under the Financial Markets Conduct Act 2013 as a KiwiSaver scheme.

We believe investing ethically will generate robust long-term returns, as well as being better for our planet and its people. Our Funds pool the money of investors within each Fund and invest in assets (such as shares) on behalf of those investors, with our specialist ethical focus.

Each Fund actively invests in a different combination of assets, which varies the level of risk and potential return of each Fund. This means you can select a Fund into which your contributions will be placed to suit your risk profile and investment goals.

As an investor, every time you contribute to the Scheme you will receive units in your chosen Fund. The number of units you hold in a Fund represents your proportionate interest in that Fund. Units only give a beneficial interest (meaning they give a general interest in the Fund itself, not an interest in a specific Fund asset).

All units in a Fund have equal value. The value of units is calculated on a regular basis and will go up and down over time. Any change in value of the Fund's assets, as well as any fees and expenses, will be reflected in the unit price.

You may spread your investment over more than one of the Funds.

The Scheme is a trust governed by a trust deed between us (as manager) and Public Trust (as supervisor). The Supervisor (or its appointed custodian) holds all assets in the Scheme on trust on behalf of investors and supervises the performance of our functions and obligations as manager.

Each Fund is separately accounted for. This means the assets of one Fund are not available to meet the liabilities of another Fund.

No KiwiSaver scheme is guaranteed by the Government or the Crown or by any other person.

Responsible investment, including environmental, social, and governance considerations, is taken into account in the investment policies and procedures of the scheme as at the date of this product disclosure statement. You can obtain an explanation of the extent to which responsible investment is taken into account in our investment decisions at the issuer's internet site at [www.pathfinder.kiwi](http://www.pathfinder.kiwi).

### Key benefits

Key benefits of investing in the Funds are that your money will be:

- Invested in accordance with our Ethical Investment Policy
- Actively managed by experienced investment professionals
- Spread across a range of assets that might otherwise be difficult for you to access

### Ethical investing

Our mission is to generate individual wealth and collective well-being by investing ethically. Our Ethical Investment Policy explains our ethical focus. This is available on the offer register at <https://disclose-register.companiesoffice.govt.nz/> or [www.pathfinder.kiwi/documents-and-forms](http://www.pathfinder.kiwi/documents-and-forms)

#### How we invest ethically:

- Firstly, seek to minimise significant harm: to people, planet and animals. We do this via our exclusions, divestment and exceptions process when selecting and monitoring investments;
- Secondly, positive screening. This includes integrating ESG (environmental, social and governance) metrics in company reviews in accordance with our commitment under the UN Principles of Responsible Investment and tilting our Funds towards companies whose operations align with our positive investment themes like healthy planet, healthy living, deglobalization, digitalisation and social license.

Our ethical investment practices are set out in our SIPO and Ethical Investment Policy, and include:

1. Supporting the transition to a low-carbon world to help mitigate the effects of climate change;
2. Exercising our votes as a shareholder, our engagement with companies in our portfolios (directly and through outsourced providers), our advocacy work, and
3. Reviewing investments regularly to ensure they continue to meet our Ethical Investment Policy criteria.

#### Supporting people, planet and animals

We give to social and environmental causes. For more information on our charitable giving programme, see the Other Material Information document on the offer register at <https://disclose-register.companiesoffice.govt.nz/>.



## B Corp

Pathfinder is a certified B Corp. A certified B Corp is a business that meets high standards of social and environmental performance, accountability and transparency. Certified B Corps envision a better economic system where businesses can benefit people, communities, and the planet.

## Joining the Scheme

You may join the Scheme if you are transferring to us from another KiwiSaver scheme or if you are not currently in KiwiSaver (including where you are automatically enrolled because it is your employer's chosen scheme). Section 10 (*How to apply*) on page 12 contains more information about how you can apply to become a Scheme participant. You may join our Scheme if you are:

- Living (or normally living) in New Zealand; and
- A New Zealand citizen or entitled to permanent residence in New Zealand.

We do not have a minimum contribution amount, however we may refuse any application to join the Scheme.

Your contributions to the Scheme (as well as contributions from your employer and the Government contributions) will be credited to a member account in your name. This will then be invested in the Funds you select. Your member account balance will reflect your share of the Fund's underlying assets (less fees and taxes). Generally speaking, if the assets of the Fund go up in value, your investment in the Fund will be worth more, and if they go down in value, your investment will be worth less.

## Making investments

The various ways of contributing to the Scheme are summarised below.

**Member contributions:** Where you are an employee, you can make regular KiwiSaver contributions of 3%, 4%, 6%, 8% or 10% which will be automatically deducted from your before-tax salary or wages by your employer and paid to Inland Revenue. Inland Revenue will then pay the contributions (with any interest) to the Scheme. If you do not select a contribution rate then the 3% default rate automatically applies.

From 1 April 2026, the minimum employee contribution will increase to 3.5% of your before-tax pay. It will increase again to 4% of your before-tax pay on 1 April 2028.

You can change your contribution rate at any time. You can also apply for a 'savings suspension' for a maximum one year period, which may be renewable. To do this you must have been contributing for at least 12 months, and you will need to apply to Inland Revenue.

Everyone is entitled to make additional voluntary payments

into the Scheme at any time. You can decide the amount and timing of these.

If you are self-employed, not working, or on a savings suspension, you can make contributions at any time.

You can split your investment over more than one of our Funds by contacting us online through [www.pathfinder.kiwi](http://www.pathfinder.kiwi) or email [apply@pathfinder.kiwi](mailto:apply@pathfinder.kiwi).

**Employer contributions:** Your employer is required by law to make regular contributions to your KiwiSaver account unless:

- You are under 18 (or 16 from 1 April 2026);
- You have reached the qualifying age (currently 65 years);
- You are on a savings suspension or otherwise not contributing from salary or wages; or
- They are already making contributions for your benefit to another retirement scheme which meets their employer contribution obligations under the KiwiSaver Act 2006.

Your employer's contributions will be at least 3% (or 3.5% from 1 April 2026) of your before-tax salary or wages (and will be subject to tax). Your employer can also make additional regular or lump sum voluntary contributions through Inland Revenue to your KiwiSaver account.

**Government contributions:** Each year in the period 1 July to 30 June (while you contribute and are eligible), the Government will contribute 25 cents for every dollar you contribute to your KiwiSaver account, up to a maximum amount of \$260.72 a year. You will generally be eligible if you are 16 or over and have not yet reached the age of eligibility for New Zealand Superannuation (currently 65), your normally live in New Zealand, and you earn \$180,000 p.a. or less.

## Withdrawing your investments

You can only withdraw your investment as specified in the KiwiSaver Act 2006 or as otherwise required by law, including in the following circumstances:

**Retirement age:** You have reached retirement age (currently 65). You will be entitled to withdraw your full balance.

**First home purchase:** You may be able to make a withdrawal to buy your first home if you have been in KiwiSaver for at least 3 years. You will be entitled to withdraw your full balance, subject to leaving a minimum of \$1,000 plus any amount transferred from an Australian complying superannuation scheme in your KiwiSaver account. In some situations, if you have owned a home before, you may still be able to make a withdrawal.



**Significant financial hardship:** You may be able to withdraw some of your KiwiSaver balance if you are suffering significant financial hardship. This will require evidence to support your withdrawal application and will be decided by the Supervisor. In some circumstances you may be entitled to withdraw your full balance (except for the Government 'kick-start' and Government contributions).

**Serious illness:** You may be able to withdraw your KiwiSaver balance if you have a terminal illness or if permanent disability affects your ability to work. In some circumstances you may be entitled to withdraw your full balance.

**Life-shortening congenital conditions:** You may be able to withdraw your KiwiSaver balance if you suffer from a life-shortening congenital condition that exists from the date of your birth. This can be applied for in addition to a serious illness withdrawal. In some circumstances you may be entitled to withdraw your full balance.

**Permanent emigration to Australia:** You may be able to transfer your KiwiSaver balance to an Australian complying superannuation fund if you are permanently emigrating to Australia. You will be required to provide proof of permanent emigration. You will be entitled to transfer your full balance.

**Permanent emigration other than to Australia:** You may be able to withdraw your KiwiSaver balance (except for Government contributions and any amount transferred from an Australian Complying superannuation scheme) or transfer to an overseas superannuation scheme if you permanently emigrate. You can only make a withdrawal request at least 1 year after emigrating, while a transfer request can be made at any time. You will be required to provide proof of permanent emigration.

**Death:** The representatives of your estate will be able to withdraw your KiwiSaver balance when you die. Certain documentation will be needed by us. They will be entitled to withdraw your full balance.

**Transfer to another KiwiSaver scheme:** You can transfer your full KiwiSaver balance to another KiwiSaver scheme. You can only be a member of one KiwiSaver scheme at a time.

**Pay tax arising from a foreign superannuation scheme withdrawal:** You may be able to withdraw some of your KiwiSaver balance to pay tax or an additional student loan obligation that arises when you transfer your overseas superannuation scheme (other than an Australian superannuation fund) to your KiwiSaver. A time limit applies to this withdrawal and your money must be paid by us directly to Inland Revenue. You will be entitled to withdraw your full balance (except for the Government 'kick-start' and Government contributions).

**Australian retirement savings:** Australian retirement savings

that are transferred to the Scheme can be accessed at the age of 60, if you satisfy the definition of "retired" under Australian legislation.

Please also note the following:

- If you are withdrawing only part of your KiwiSaver balance, you must withdraw a minimum of \$1,000.
- Under the KiwiSaver Act 2006, we must also release funds from the Scheme if required by any law or Court order.
- Additional conditions may apply to each withdrawal.

You can find most of the withdrawal application forms on our website [www.pathfinder.kiwi](http://www.pathfinder.kiwi). Please email [apply@pathfinder.kiwi](mailto:apply@pathfinder.kiwi) and our customer service team will help you with your withdrawal application.

## How to switch between funds

You can switch between our Funds at any time by completing our "Changing your investment options" form available at <https://pathfinder.kiwi/documents-and-forms/> or emailing [apply@pathfinder.kiwi](mailto:apply@pathfinder.kiwi).





### 3. Description of your investment options

Each Fund is managed by Pathfinder. The investment objectives and strategies reflect our long term approach to investing:

#### Pathfinder KiwiSaver High Growth Fund

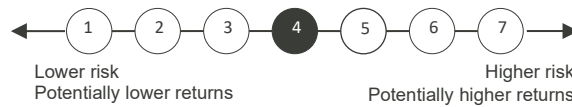
**Investment objective:** Ethical investing to achieve high returns with a higher risk exposure.

**Investment strategy:** An ethical portfolio with a higher exposure to growth assets than income assets. The value of the Fund could move up or down significantly and is likely to fluctuate more than the other Funds.

**Minimum suggested investment time frame:** Long-term time frame of 10+ years.

**Target investment mix:**  
4% Cash & Cash Equivalents  
2% New Zealand Fixed Interest  
4% International Fixed Interest  
19% Australasian Equities  
59% International Equities  
5% Listed Property  
7% Other Assets

Risk indicator<sup>1</sup>:



#### Pathfinder KiwiSaver Growth Fund

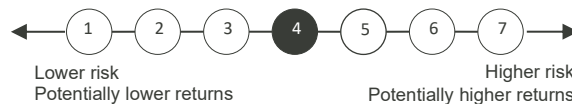
**Investment objective:** Ethical investing to achieve medium to high returns with a higher risk exposure.

**Investment strategy:** An ethical portfolio with a notably higher exposure to growth assets than income assets. The value of the Fund could move up or down significantly and is likely to fluctuate more than the Balanced Fund or Conservative Fund.

**Minimum suggested investment time frame:** Long-term time frame of 8+ years.

**Target investment mix:**  
7% Cash & Cash Equivalents  
9% New Zealand Fixed Interest  
14% International Fixed Interest  
18% Australasian Equities  
43% International Equities  
4% Listed Property  
5% Other Assets

Risk indicator:



#### Pathfinder KiwiSaver Balanced Fund

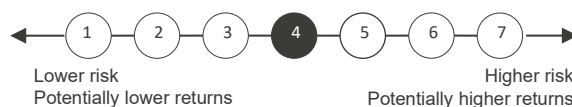
**Investment objective:** Ethical investing to achieve medium returns with a medium risk focus.

**Investment strategy:** An ethical portfolio with a broad balance between growth assets and income assets. The value of the Fund will move both up and down and is likely to fluctuate more than the Conservative Fund but less than the other Funds.

**Minimum suggested investment time frame:** Medium-to-long-term time frame of 5+ years.

**Target investment mix:**  
10% Cash and Cash Equivalents  
17% New Zealand Fixed Interest  
22% International Fixed Interest  
13% Australasian Equities  
32% International Equities  
3% Listed Property  
3% Other Assets

Risk indicator:





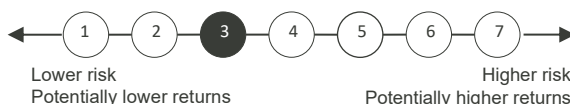
## Pathfinder KiwiSaver Conservative Fund

**Investment objective:** Ethical investing to achieve modest returns with a lower risk focus.

**Investment strategy:** An ethical portfolio with a higher exposure to income assets than growth assets. The value of the Fund will move up and down, although it is unlikely to fluctuate as much as the other Funds.

**Minimum suggested investment time frame:** Short-to-medium-term time frame of 3+ years.

**Risk indicator:**



**Target investment mix:**

- 24% Cash & Cash Equivalents
- 27% New Zealand Fixed Interest
- 39% International Fixed Interest
- 3% Australasian Equities
- 6% International Equities
- 1% Other Assets

<sup>1</sup>The Pathfinder KiwiSaver High Growth Fund does not have a 5-year return history. The risk indicator was prepared using the relevant market index returns for the period from 1 January 2021 to 10 April 2025 (before the Fund started operating) rather than actual returns. As a result of those returns being used, the risk indicator may provide a less reliable indicator of the potential future volatility of that Fund.

### Investment strategy

Investments are spread across multiple asset types, geographies, companies and sectors to provide diversification. The investment strategy includes management of foreign currency exposure to New Zealand dollars. When we refer to **growth assets** we mean investments like shares and when we refer to **income assets** we mean investments that generate income in the form of interest payments like bonds and bank deposits.

### Target investment mix

The target investment mix is our preferred long term average investment allocation to each asset class, and should be considered as a guide. The actual investment mix will vary from the target investment mix depending on the investment strategies deployed and the investment opportunities pursued.

### Statement of Investment Policy and Objectives (SIPO)

Our SIPO sets out the investment philosophy, objectives and strategies for the Scheme. We may make changes to the SIPO at any time after giving prior written notice to the Supervisor. Prior notice of any material changes to the SIPO will be given to investors and noted in the Scheme’s annual report. You can view the latest version of the SIPO at <https://disclose-register.companiesoffice.govt.nz/> or <https://pathfinder.kiwi/documents-and-forms/>

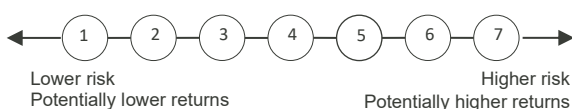
Further information about the assets in each Fund can be found in the fund updates at [www.pathfinder.kiwi](http://www.pathfinder.kiwi)

## 4. What are the risks of investing?

### Understanding the risk indicator

Managed funds in New Zealand must have a standard risk indicator. The risk indicator is designed to help investors understand the uncertainties both for loss and growth that may affect their investment. You can compare funds using the risk indicator.

The risk indicators for the Funds can be found on pages 1, 7 and 8.



The risk indicator is rated from 1 (low) to 7 (high). The rating reflects how much the value of the fund’s assets goes up and down (volatility). A higher risk generally means higher potential returns over time, but more ups and downs along the way. To help you clarify your own

attitude to risk, you can seek financial advice or work out your risk profile at [www.sorted.org.nz/tools/investor-kickstarter](http://www.sorted.org.nz/tools/investor-kickstarter).

Note that even the lowest category does not mean a risk-free investment, and there are other risks (described under the heading “Other specific risks”) that are not captured by this rating.

This risk indicator is not a guarantee of a fund’s future performance. The risk indicator is based on the returns data for the 5 years to 31 December 2025. While risk indicators are usually relatively stable, they do shift from time to time. You can see the most recent risk indicator in the latest fund update for each Fund.

### General investment risks

Some of the things that may cause a Fund’s value to move up and down, which affect the risk indicator, are:



### Market risk

This is the risk that events affect financial markets generally. Global markets can, for example, be severely impacted by political, financial, economic or regulatory uncertainty, technological, pandemic or climatic disruption, market sentiment or instability within particular countries or industries.

### Asset allocation risk

This is the risk that a Fund has a higher allocation to an asset class that does not perform as well as expected, or has a lower allocation to an asset class that performs better than expected. Each Fund can hold a mix of asset classes including listed shares, fixed interest, cash and private assets.

### Counterparty risk

This is the risk that a party to a contract with a Fund fails to perform its obligations or its financial strength worsens. If such a party (which includes banks, trading platforms and brokers) defaults on its obligations to a Fund or becomes insolvent, then the value of the Fund will be affected. For example, we use BNP Paribas as a subcustodian to hold most of the Funds' international equities, and if BNP Paribas fails, our ability to trade those equities (and potentially their values) will be affected.

### Liquidity Risk

This is the risk that investments of a Fund cannot be sold at the desired time or without having a significant impact on their value. This risk is more likely to occur during stressed market conditions. It may mean that you are not able to switch, transfer or withdraw your investment when you want to.

### Specific investment risk

This is the risk that one or more investments owned by a Fund may face unforeseen events, which reduces the value of the investment.

### Interest rate risk

This is the risk that fluctuations in interest rates can change the market value of a Fund. For example, if interest rates rise the value of fixed interest rate securities (such as bonds) is likely to fall; or, if interest rates become negative for cash held on deposit, the value of the Fund may decrease.

### Currency risk

This is the risk that the New Zealand dollar value of foreign assets changes due to changes in the value of the New Zealand dollar. We can use currency hedging to reduce, but not eliminate, the risk of currency losses.

For more information on the risks of investing in the Funds, including any identified climate-related risks, see the OMI at <https://disclose-register.companiesoffice.govt.nz/>.

### Other specific risks

These are circumstances that significantly increase risks to returns for investors that are not reflected in the risk indicator. These include:

#### Ethical investment risk

As an ethical investor our investible universe will be reduced by applying our exclusions. This means there will be profitable investments that we turn down because they do not comply with our ethical considerations.

There is also a risk that we may not be able to implement our ethical investment policy in respect of all our investments due to factors such as insufficient or inconsistent data about a company, thresholds to our exclusions and the granting of exceptions in accordance with our Ethical Investment Policy. This means that there is a risk that some investments within our funds may not align with or contribute to our vision and mission.

#### Private asset risk

Private assets include private equities and loans which are classified as "Other Assets". Each Fund may directly or indirectly invest up to 12% of its assets in Other Assets. These private assets are illiquid and not traded on any stock market. This creates a risk that a Fund cannot easily sell its investments or can only sell at a much lower price than in normal market conditions. This may affect the value of a Fund's assets. If a Fund's investment in private assets are towards the higher end of the limit in the SIPO there is a higher risk of those assets causing the valuation of the Fund to be less accurate. There is also a risk that investors may have a higher than expected allocation to private assets if more liquid assets are required to be sold to meet redemption requests within statutory time limits. Please refer to our Private Asset Valuation Policy (available at <https://disclose-register.companiesoffice.govt.nz/>) for more details.

#### Related Party Transaction risk

Related party transactions arise in relation to the Funds where they invest in other funds managed by Pathfinder (such as the Responsible Investment Fund, the Wholesale Ethical Trans Tasman Fund, the Wholesale Ethical Fixed Income Fund and the Green Bond Fund) or in private assets or loans involving an entity associated with Pathfinder. In accordance with the requirements of the Financial Markets Conduct Act 2013, Pathfinder must certify that such investments are permitted under the Act. For more information on how we manage conflicts, see the conflicts of interest section in the Other Material Information document (OMI).



## 5. What are the fees?

You will be charged fees for investing in the Pathfinder KiwiSaver Plan. Fees are deducted from your investment and will reduce your returns. If Pathfinder invests in other funds, those funds may also charge fees. The fees you pay will be charged in two ways:

- Regular charges (for example, annual fund charges). Small differences in these fees can have a big impact on your investment over the long term.
- One-off fees (for example, individual action fees). We do not currently charge one-off fees.

Fund fees are set out in the table below. Our management fee and external costs are calculated as a percentage of the net asset value of each Fund.

Fund	Our annual management fee	Annual external costs (estimated)	Total annual fund charges <sup>1</sup> (estimated)	Other charges
High Growth Fund	1.25%	0.02%	1.27%	Member fee: \$27 per member each year
Growth Fund	1.25%	0.10%	1.35%	
Balanced Fund	1.10%	0.20%	1.30%	
Conservative Fund	0.80%	0.40%	1.20%	

<sup>1</sup>Actual annual fund charges will depend on the expenses incurred by the Fund and will vary from the estimate. Actual fund charges are available in the latest fund updates. For more information on the basis of estimation of fees and expenses see the "Other Material Information" document on the offer register at <https://disclose-register.companiesoffice.govt.nz/>.

Fees will be deducted from your investment and are explained below. See the following page for an example of how fees will apply to your investment.

### Our management fee

This is paid to us for the investment management and operation of the relevant Fund. This covers costs of Pathfinder, the Supervisor, any custodian and the administration manager.

### External costs

This is an estimate of charges we may incur for investing in other funds, including the Pathfinder Green Bond Fund, and the Wholesale Ethical Fixed Income Fund.

### Other charges

The member fee is an administration and registry fee and is charged to your account each month. We do not charge this on balances of less than \$5,000 or to members under 18 years of age.

### Other external costs

Some underlying funds may also charge buy/sell spreads, which are intended to cover transaction costs in relation to units issued or redeemed in the relevant fund. These spreads may be changed at any time if transaction costs change. The Funds can invest in the following funds which charge buy/sell spreads: Pathfinder Responsible Investment Fund, Wholesale Ethical Fixed Income Fund (both at 0.05%) and Wholesale Ethical Trans-Tasman Fund (0.10%). The total annual buy/sell spread paid by the Funds will depend on the actual amount of subscriptions and redemptions in a Fund. The manager is unable to estimate this amount, and these have not been included in the table of fees above.

### GST

All fees are exclusive of GST (which is not charged by Pathfinder).

### Fees for financial advice

If you appoint a financial adviser, they may charge you fees for giving advice in relation to your KiwiSaver. With your consent, these fees may be deducted from your KiwiSaver balance.

**Note:** Pathfinder may pay platforms, financial advisers and referrers trail commission and/or up-front fees to distribute our products and/or process your application. The trail commission and/or up-front fees are not a charge to you.

### The fees can be changed

We can change the fees of a Fund from time to time or introduce new fees in accordance with the trust deed and applicable law. Any changes in fees will be subject to the "reasonable fees" restrictions outlined in the KiwiSaver Act 2006.

Pathfinder must publish a fund update for each Fund showing the fees actually charged during the most recent year. Fund updates, including past updates, are available at <https://disclose-register.companiesoffice.govt.nz/> and on [www.pathfinder.kiwi](http://www.pathfinder.kiwi).



### Example of how fees apply to an investor

Angela invests \$10,000 in the Pathfinder KiwiSaver Balanced Fund.

She is charged management and administration fees, which work out to about \$130 (1.30% of \$10,000). These fees might be more or less if her account balance has increased or decreased over the year.

Over the next year Angela pays other charges of \$27.

Estimated total fees for the first year:

Individual action fees: \$0

Fund charges: \$130

Other charges: \$27

See the latest fund update for an example of the actual returns and fees investors were charged over the past year.

This example applies only to the Pathfinder KiwiSaver Balanced Fund. If you are considering investing in other funds or investment options in the Scheme, this example may not be representative of the actual fees you may be charged.

## 6. What taxes will you pay?

The Pathfinder KiwiSaver Plan is a portfolio investment entity. The amount of tax you pay is based on your prescribed investor rate (PIR). To determine your PIR, go to <https://www.ird.govt.nz/roles/portfolio-investment-entities/find-my-prescribed-investor-rate>. If you are unsure of your PIR, we recommend you seek professional advice or contact the Inland Revenue Department. It is your responsibility to tell Pathfinder your PIR when you invest or if your PIR changes. If you do not tell Pathfinder, a default rate may be applied. If the rate applied to your PIE income is lower than your correct PIR, you will be required to pay any tax shortfall as part of the income tax year-end process. If the rate applied to your PIE income is higher than your PIR, any tax over-withheld will be used to reduce any income tax liability you may have for the tax year and any remaining amount will be refunded to you.

You must also provide us with your New Zealand IRD number when you invest or when requested by us. If this is not provided, we are not able to accept your investment.

## 7. Who is involved?

### About Pathfinder

We are a specialist fund manager and launched our first ethical fund in 2010. We are managers of the Pathfinder Managed Investment Scheme and the Pathfinder KiwiSaver Plan. Pathfinder is wholly owned by SPH Wealth Holdings Limited (SPH).

Senior SPH executives may invest in the Pathfinder KiwiSaver Plan.

Biographies of our Board members can be found on [www.pathfinder.kiwi](http://www.pathfinder.kiwi).

### Pathfinder's contact details

Postal address:

Pathfinder Asset Management Limited  
PO Box 2673  
Auckland 1140

Physical address:

Level 37, PwC Tower  
15 Customs Street West  
Auckland 1010

Phone: 0800 ETHICAL (384 4225)

Email: [info@pathfinder.kiwi](mailto:info@pathfinder.kiwi)

### Who else is involved?

Function	Name	Description of role
Supervisor	Public Trust	Responsible for supervising the performance of Pathfinder's duties as manager of the Scheme and ensuring the Funds' assets are appropriately held.
Custodian	Public Trust	The Custodian holds the assets of the Funds on trust for investors.



---

Administration Manager	Apex Investment Administration (NZ) Ltd	Provides administration functions for the Funds such as fund accounting, pricing and registry.
Auditor	EY New Zealand	Auditor of the Funds.

---

## 8. How to complain

If you have a complaint, please contact:

### Pathfinder Asset Management Limited

PO Box 2673, Auckland 1140

Telephone: 0800 ETHICAL (384 4225)

Email: [complaints@pathfinder.kiwi](mailto:complaints@pathfinder.kiwi)

Attn: Senior Compliance Officer

If we cannot resolve your complaint, you may contact our Supervisor:

### Public Trust

Private Bag 5902, Wellington 6140

Telephone: 0800 371 471

Email: [cts.enquiry@publictrust.co.nz](mailto:cts.enquiry@publictrust.co.nz)

If neither Pathfinder nor Public Trust have been able to resolve your complaint, you can contact:

### Financial Services Complaints Limited (FSCL)

PO Box 5967, Wellington 6140

Phone: 0800 347 257

Email: [complaints@fscl.org.nz](mailto:complaints@fscl.org.nz)

FSCL is an independent dispute resolution scheme. FSCL will not charge you a fee to investigate or resolve your complaint.

## 9. Where you can find more information

### Offer and scheme registers

Further information relating to the Scheme and the Funds is available on the offer register and the scheme register (for example, financial statements, quarterly Fund updates, the annual report, the “Other Material Information” document, the trust deed and the SIPO) at <https://disclose-register.companiesoffice.govt.nz/>. A copy of information on the offer register or scheme register is available on request to the Registrar of Financial Service Providers.

### Pathfinder member portal

Your investment information will be available through our online portal. We can also provide you additional information upon request without charge. You will find our contact details in section 7 (*Who is involved?*) on page 11.

### Annual tax statement

Each year you will also be sent a tax statement. This will tell you how much taxable income was allocated to you and how much tax has been paid at your selected PIR.

### Our website

You can find general information about us, our team and the Scheme (including Fund updates and our ethical investment policy) on our website [www.pathfinder.kiwi](http://www.pathfinder.kiwi).

## 10. How to apply

To invest in the Pathfinder KiwiSaver Plan please apply online at [www.pathfinder.kiwi](http://www.pathfinder.kiwi).