

Smart Global Property ETF

Fund update for the quarter ended 31 March 2025

This fund update was first made publicly available on 1 May 2025.

What is the purpose of this update?

This document tells you how the Smart Global Property ETF has performed and what fees were charged. The document will help you to compare the fund with other funds. Smartshares Limited prepared this update in accordance with the Financial Markets Conduct Act 2013. This information is not audited and may be updated.

Description of this fund

The Smart Global Property ETF is designed to track the return (before tax, fees and other expenses) of the FTSE EPRA Nareit Developed ex Aus Rental Net Tax Index (100% NZD Hedged).

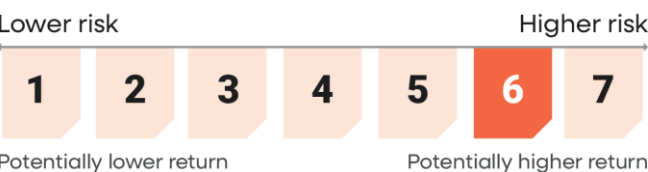
The Index is comprised of a range of securities that include real estate investment trusts as well as companies that own real estate assets and

derive a significant portion of their revenue from rental income. The currency exposure is hedged to the New Zealand dollar.

Total value of the fund	\$59,811,448
The date the fund started	29 June 2023

What are the risks of investing?

Risk indicator for the Smart Global Property ETF¹



The risk indicator is rated from 1 (low) to 7 (high). The rating reflects how much the value of the fund’s assets goes up and down. A higher risk generally means higher potential returns over time, but more ups and downs along the way.

To help you clarify your own attitude to risk, you can seek financial advice or work out your risk profile at sorted.org.nz/tools/investor-profiler.

Note that even the lowest category does not mean a risk-free investment, and there are other risks that are not captured by this rating.

This risk indicator is not a guarantee of a fund’s future performance. The risk indicator is based on the returns data for 5 years to 31 March 2025. While risk indicators are usually relatively stable, they do shift from time to time. The risk indicator will continue to be updated in future fund updates.

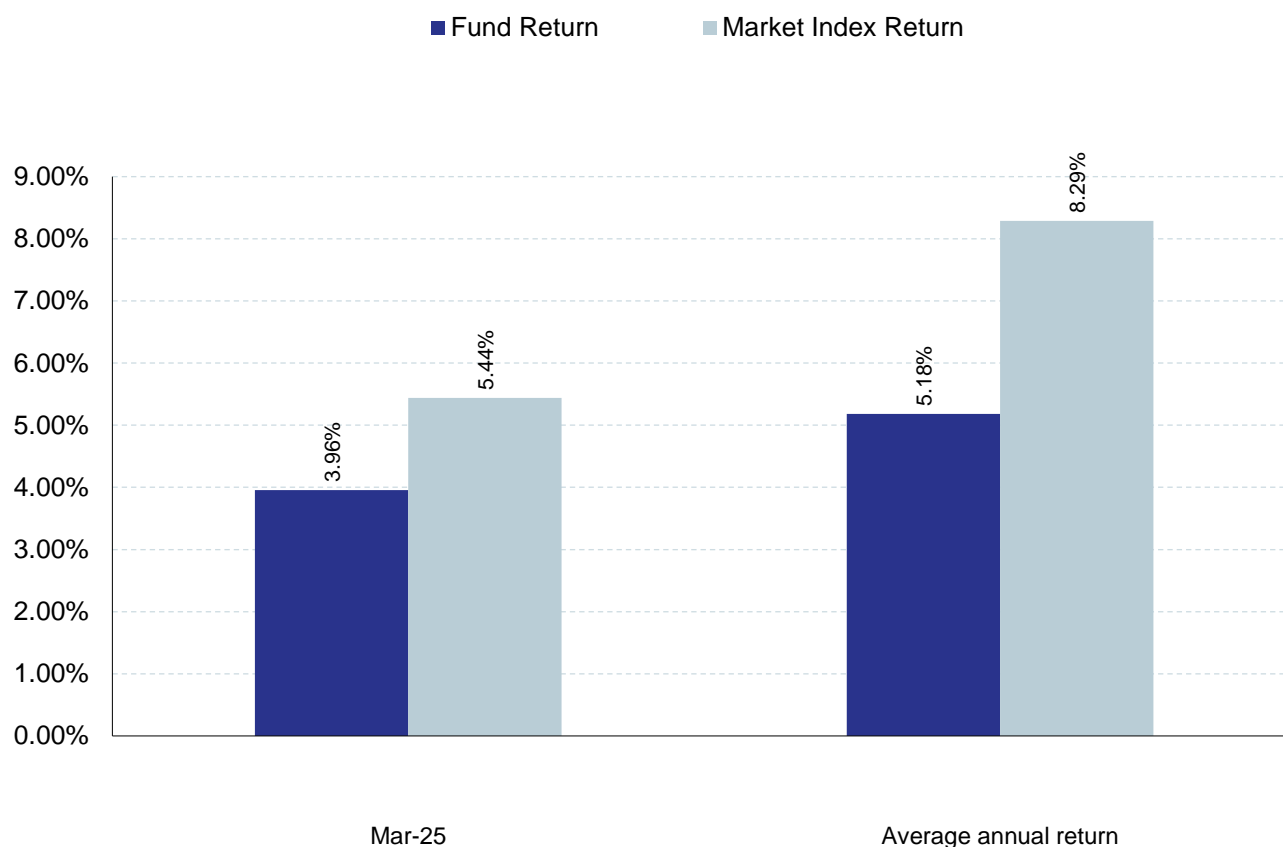
See the Product Disclosure Statement for the Smart Exchange Traded Funds – Global Series for more information about the risks associated with investing in this fund.

How has the fund performed?

	Past year
Annual return (after deductions for charges and tax)	3.96%
Annual return (after deductions for charges but before tax)	5.06%
Market index annual return (reflects no deduction for charges and tax)	5.44%

The market index annual return is based on the annual return of the FTSE EPRA Nareit Developed ex Aus Rental Net Tax Index (100% NZD Hedged). Additional information about the market index is available in the 'Other Material Information' document on the offer register at disclose-register.companiesoffice.govt.nz.

Annual return graph



This shows the return after fund charges and tax for each year ending 31 March since the fund started. The last bar shows the average annual return since the fund started, up to 31 March 2025.

Important: This does not tell you how the fund will perform in the future.

Returns in this update are after tax at the highest prescribed investor rate (PIR) of tax for an individual New Zealand resident. Your tax may be lower.

What fees are investors charged?

Investors in the Smart Global Property ETF are charged fund charges. In the year to 31 March 2025 these were:

	% per annum of fund's net asset value
Total fund charges	0.54%
Which are made up of:	
Total management and administration charges	0.54%
Including:	
Manager's basic fee	0.53%
Other management and administration charges	0.01% ²

Investors may also be charged individual action fees for specific actions or decisions (for example, withdrawing from or switching funds). See the Product Disclosure Statement for the Smart Exchange Traded Funds – Global Series for more information about those fees.

The fees set out above include GST where applicable.

Small differences in fees and charges can have a big impact on your investment over the long term.


Example of how this applies to an investor

Tara had \$10,000 in the fund at the start of the year and did not make any further contributions. At the end of the year, Tara received a return after fund charges were deducted but before tax of \$506 (that is 5.06% of Tara's initial \$10,000). This gives Tara a total return after tax of \$396 for the year.

What does the fund invest in?

Actual investment mix

This shows the types of assets that the fund invests in.



Target investment mix

This shows the mix of assets that the fund generally intends to invest in.

Asset Category	Target Asset Mix
Cash and cash equivalents	-
New Zealand fixed interest	-
International fixed interest	-
Australasian equities	-
International equities	-
Listed property	100.00%
Unlisted property	-
Commodities	-
Other	-

Top 10 investments

Name	% of fund's net asset value	Type	Country	Credit rating (if applicable)
ISHARES CORE FTSE GLOBAL PROPERTY EX AUSTRALIA (AUD HEDGED) ETF	99.06%	Listed property	Australia	
NZD CASH ACCOUNT (ANZ BANK)	0.02%	Cash and cash equivalents	New Zealand	AA-
AUD CASH ACCOUNT (BNP PARIBAS)	0.01%	Cash and cash equivalents	Australia	AA-
EUR CASH ACCOUNT (BNP PARIBAS)	0.00%	Cash and cash equivalents	Residual Europe	AA-
JPY CASH ACCOUNT (HSBC BANK)	0.00%	Cash and cash equivalents	Japan	AA-
USD CASH ACCOUNT (BNP PARIBAS)	0.00%	Cash and cash equivalents	United States	AA-
GBP CASH ACCOUNT (BNP PARIBAS)	0.00%	Cash and cash equivalents	United Kingdom	AA-
CAD CASH ACCOUNT (ROYAL BANK OF CANADA)	0.00%	Cash and cash equivalents	Canada	AA-
SGD CASH ACCOUNT (BNP PARIBAS)	0.00%	Cash and cash equivalents	Singapore	AA-
HOME REIT PLC	0.00%	Listed property	United Kingdom	

The top 10 investments make up 99.09% of the fund's net asset value.

Currency hedging

As at 31 March 2025 the fund's exposure to assets denominated in foreign currencies was 99.07%, of which 104.03% was hedged. This means the fund's unhedged foreign currency exposure was 0.00% of the net asset value of the fund. See the current Statement of Investment Policy and Objectives on the scheme register at disclose-register.companiesoffice.govt.nz for more information on the fund's currency hedging strategy.

Key personnel

This shows the directors and employees who have the most influence on the investment decisions of the fund:

Name	Current position	Time in current position	Previous or other current position	Time in previous or other current position
Guy Roulston Elliffe	Director	9 years and 4 months	Corporate Governance Manager - ACC (current position)	9 years and 11 months
Stuart Kenneth Reginald Millar	Chief Investment Officer - Smartshares	5 years and 10 months	Head of Portfolio Management - ANZ Investments	6 years and 4 months
Anna Lennie Scott	Chief Executive Officer - Smartshares	1 year and 6 months	Chief Operating Officer and Director - Hobson Wealth	5 years and 2 months
Alister John Williams	Director	9 years and 4 months	Investment Manager - Trust Management	5 years and 4 months

Further information

You can also obtain this information, the Product Disclosure Statement for the Smart Exchange Traded Funds – Global Series, and some additional information from the offer register at disclose-register.companiesoffice.govt.nz.

Notes

- 1 Market index returns (as well as actual returns) have been used to complete the risk indicator, as the fund has not been in existence for 5 years. As a result, the risk indicator may provide a less reliable indicator of the potential future volatility of the fund. The risk indicator for the fund uses 3 years and 3 months of market index returns.
- 2 These charges refer to the normal fund operating costs that are charged to the fund. For disclosure purposes, supervisor, audit and legal costs are not included in the manager's basic fee, but are included in the other management and administration charges. Some of these are fixed costs so the amount shown can range from 0% up to the total fund charges depending on the total value of the fund.