

Fund update

Cash fund

Mercer KiwiSaver scheme

Quarter ending 31 December 2025

This fund update was first made publicly available on: 13 February 2026.

What is the purpose of this update?

This document tells you how the Cash fund has performed and what fees were charged. The document will help you to compare the fund with other funds. Mercer (N.Z.) Limited prepared this update in accordance with the Financial Markets Conduct Act 2013.

This information is not audited and may be updated.


Description of this fund

Invests entirely in cash and short term interest bearing investments. Designed for investors who want no exposure to growth assets or where the funds may be required in the shorter term.

Total value of the fund	\$33,308,864
Number of members in the fund	1,207
The date the fund started	1 October 2007

What are the risks of investing?

Risk indicator for the Cash fund:



The risk indicator is rated from 1 (low) to 7 (high). The rating reflects how much the value of the fund's assets goes up and down. A higher risk generally means higher potential returns over time, but more ups and downs along the way.

To help you clarify your own attitude to risk, you can seek financial advice or work out your risk profile at www.riskquiz.co.nz.

Note that even the lowest category does not mean a risk-free investment, and there are other risks that are not captured by this rating.

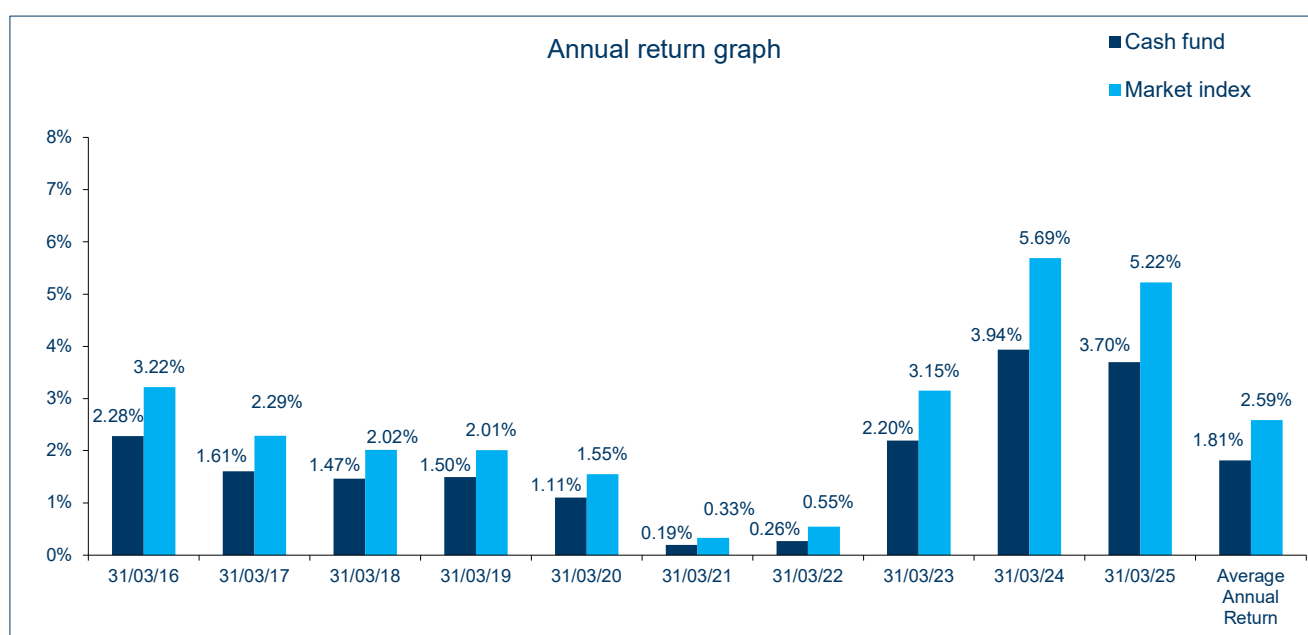
This risk indicator is not a guarantee of a fund's future performance. The risk indicator is based on the returns data for 5 years to 31 December 2025. While risk indicators are usually relatively stable, they do shift from time to time. The risk indicator will continue to be updated in future fund updates.

See the Product Disclosure Statement (PDS) for more information about the risks associated with investing in this fund.

How has the fund performed?

	Average over past 5 years	Past year
Annual return <i>(after deductions for charges and tax)</i>	2.37%	2.47%
Annual return <i>(after deductions for charges but before tax)</i>	3.26%	3.43%
Market index annual return <i>(reflects no deductions for charges and tax)</i>	3.41%	3.55%

The market index return is the strategic asset allocation weighted benchmark index return, where the benchmark indices are defined in the Statement of Investment Policy and Objectives. Additional information about the market index is available on the offer register.



This shows the return after fund charges and tax for each of the last 10 years ending 31 March. The last bar shows the average annual return for the last 10 years, up to 31 December 2025.¹

Important: This does not tell you how the fund will perform in the future.

Returns in this update are after tax at the highest prescribed investor rate (PIR) of tax for an individual New Zealand resident. Your tax may be lower.

What fees are investors charged?

Investors in the Cash fund are charged fund charges. In the year to 31 March 2025 these were:

	% of net asset value
Total fund charges²	0.32%
Which are made up of:	
Total management and administration charges	0.32%
Including:	
Manager's basic fee	0.28%
Other management and administration charges	0.04%
Total performance-based fees	0.00%

Investors are not currently charged individual action fees for specific actions or decisions (for example, for withdrawing from or switching funds). See the Mercer KiwiSaver scheme PDS for more information about Scheme fees.

Small differences in fees and charges can have a big impact on your investment over the long term.

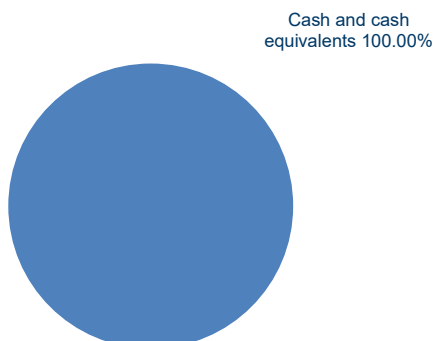
Example of how this applies to an investor

Ben had \$10,000 in the fund at the start of the year and did not make any further contributions. At the end of the year, Ben received a return after fund charges were deducted of \$247.00 (that is 2.47% of his initial \$10,000). Ben also paid \$0.00 in other charges. This gives Ben a total return after tax of \$247.00 for the year.

What does the fund invest in?

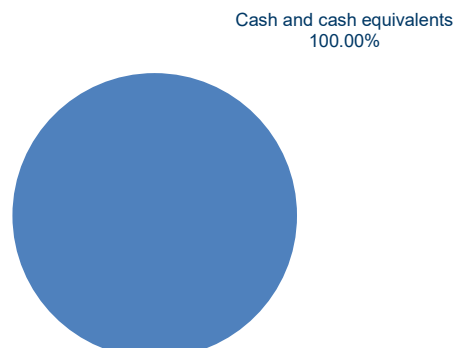
Actual investment mix

This shows the types of assets that the fund invests in.



Target Investment mix

This shows the mix of assets that the fund generally intends to invest in.



Top 10 Investments

Name	% of fund net assets	Type	Country	Credit rating (if applicable)
1 Westpac New Zealand Limited RCD maturing 23/02/2026	6.54%	Cash and cash equivalents	New Zealand	AA-
2 New Zealand Local Government Funding Agency 1.50% 15/04/2026	5.58%	Cash and cash equivalents	New Zealand	AAA
3 Westpac New Zealand Limited Bond 1.439% 24/02/2026	5.32%	Cash and cash equivalents	New Zealand	AA-
4 Rabobank New Zealand Limited RCD maturing 01/05/2026	4.15%	Cash and cash equivalents	New Zealand	A
5 ASB Bank Limited RCD maturing 09/02/2026	3.48%	Cash and cash equivalents	New Zealand	AA-
6 ASB Bank Limited RCD maturing 27/02/2026	3.48%	Cash and cash equivalents	New Zealand	AA-
7 Rabobank New Zealand Limited Floating Rate Note 16/03/2026	3.29%	Cash and cash equivalents	New Zealand	A
8 Industrial and Commercial Bank of China RCD maturing 19/03/2026	3.05%	Cash and cash equivalents	New Zealand	A
9 Westpac New Zealand Limited Bond 3.02% 06/10/2026	2.81%	Cash and cash equivalents	New Zealand	AA-
10 ASB Bank Limited RCD maturing 10/02/2026	2.78%	Cash and cash equivalents	New Zealand	AA-

The top 10 investments make up 40.48% of the fund.

Key personnel

This shows the directors and employees who have the most influence on the investment decisions of the fund.

Name	Current position	Time in current position	Previous/other position	Time in previous/other position
Ross Butler	Chair - Mercer (N.Z.) Ltd	2 years 8 months	Director - Mercer Investments (Australia) Limited	10 years 4 months
Anna Scott ³	CEO - Mercer (N.Z.) Ltd	0 years 3 months	CEO - Smart (Smartshares Ltd)	2 years 1 month
Kylie Willment	Chief Investment Officer, Pacific, Mercer Australia (Pty) Ltd	8 years 2 months	Senior Manager, Investment & Client Strategy - TCorp (NSW Treasury Corporation)	17 years 0 months
Padraig Brown	Chief Investment Officer - New Zealand, Mercer (N.Z.) Ltd	3 years 7 months	Head of Real Estate Investment Management, Mercer Australia (Pty) Ltd	11 years 2 months
Robert Kavanagh	Head of Portfolio Management NZ - Mercer (N.Z.) Ltd	11 years 9 months	Vice President - Account Management, PIMCO Australia Pty Limited	7 years 0 months

Further information

You can also obtain this information, the PDS for the Mercer KiwiSaver scheme and some additional information from the offer register at www.disclose-register.companiesoffice.govt.nz.

Notes

1. Returns for the year to 31 March 2024 are based on a unit price at 28 March 2024.
2. GST may be included in some expenses. GST will be included in fees where applicable.
3. Anna Scott has not been named as a key person in the previous fund update.

Got any questions?

Visit our website www.mercerfinancialservices.co.nz or call our Helpline on **0508 637 237** (if calling from within New Zealand).

If you're calling from overseas you can contact us on **+61 3 8306 0971**. Helpline hours are from 9am to 7pm, Monday to Friday except public holidays.