

Harbour Australasian Equity Income Fund

Fund Update

for the quarter ended 30 September 2025

Harbour Investment Funds

This fund update was first made publicly available on 29 October 2025

Replacement Fund Update

This fund update is a replacement fund update and replaces the previous fund update.

Below is a summary of changes that have been made:

Date the fund update was made publicly available	Section of fund update	Description and reason for the change	Original disclosure	Updated disclosure
2 February 2026	"How has the Fund performed?"	30 September 2025 month-end benchmark return was incorrect, impacting past year and average over past 5 years "Market index annual return" figure.	"Market index annual return" past year: 11.13% "Market index annual return" average over past 5 years: 8.19%	"Market index annual return" past year: 10.68% "Market index annual return" average over past 5 years: 8.10%
2 February 2026	"Annual return graph"	30 September 2025 month-end benchmark return was incorrect, impacting the "Average annual return for the last 10 years" figure.	"Average annual return for the last 10 years": 10.54%	"Market index annual return" past year: 10.50%

What is the purpose of this update?

This document tells you how the Harbour Australasian Equity Income Fund has performed and what fees were charged. The document will help you compare the Fund with other funds. Harbour Asset Management Limited prepared this update in accordance with the Financial Markets Conduct Act 2013. This information is not audited and may be updated.

Description of this fund

The Fund is designed to generate quarterly income from a diversified portfolio of Australasian listed equities that pay sustainable and growing dividend yields (the amount a company pays out in dividends each year relative to its share price) as well as holding cash and fixed interest securities.

Investment Objective: The performance objective of the Fund is to provide returns by investing in higher dividend yielding companies in the New Zealand and Australian markets.

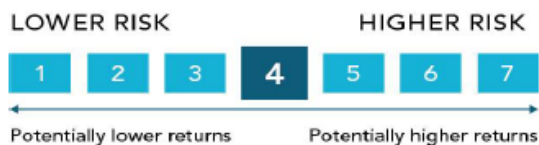
Benchmark: 60% S&P/ASX Industrials Index and 40% S&P/NZX Portfolio Index.

Total value of the Fund (NZD) \$ 39,516,976

The date the Fund started 1 November 2011

What are the risks of investing?

Risk indicator for the Harbour Australasian Equity Income Fund



The risk indicator is rated from 1 (low) to 7 (high). The rating reflects how much the value of the Fund's assets goes up and down. A higher risk generally means higher potential returns over time, but more ups and downs along the way. To help you clarify your own attitude to risk, you can seek financial advice or work out your risk profile at www.sorted.org.nz.

Note that even the lowest category does not mean a risk-free investment, and there are other risks that are not captured by this rating.

This risk indicator is not a guarantee of a fund's future performance. The risk indicator is based on the returns data for the 5 years to 30 September 2025. While risk indicators are usually relatively stable, they do shift from time to time. The risk indicator will continue to be updated in future fund updates.

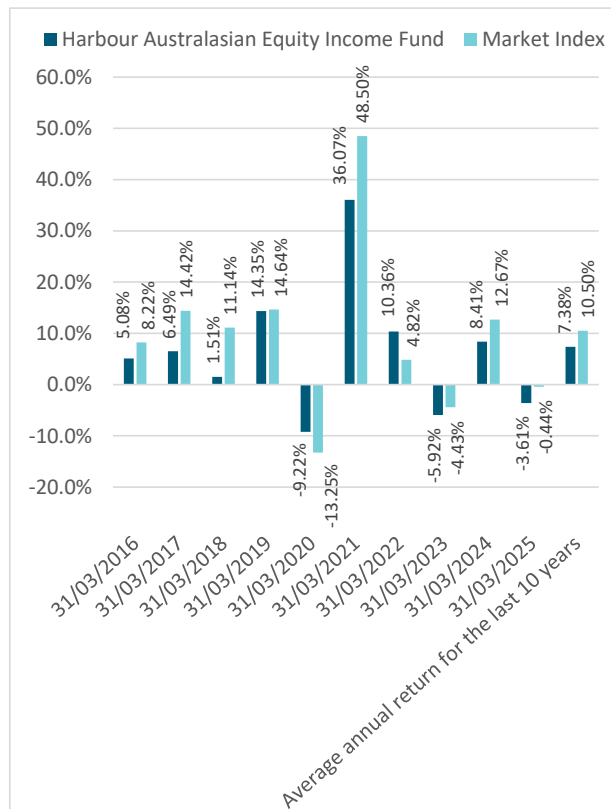
See the Product Disclosure Statement (PDS) for more information about the risks associated with investing in this Fund.

How has the Fund performed?

	Average over past 5 years	Past Year
Annual Return¹ (after deductions for charges and tax)	6.87%	8.11%
Annual Return¹ (after deductions for charges but before tax)	7.89%	8.84%
Market index annual return¹ (reflects no deduction for charges and tax)	8.10%	10.68%

The market index annual return is based on the weighted average return of the market indices used to measure performance of the underlying fund. In this case the Market Index is 60% S&P/ASX industrials Index and 40% S&P/NZX portfolio Index. Additional information about the market index is available on the offer register at <https://disclose-register.companiesoffice.govt.nz/>.

Annual Return Graph²



Important: This does not tell you how the Fund will perform in the future. Returns in this update are after tax at the highest prescribed investor rate (PIR) of tax for an individual New Zealand resident. Your tax may be lower.

What fees are investors charged?

Investors in the Fund are charged fund charges. In the year to 30 June 2025 these were as follows:

Which are made up of:	
Total management and administration	1.10%
Including-	
Manager’s basic fee	0.81%
Other management and administration charges3	0.29%
Total Performance-based fees	0.00%

Investors may also be charged individual action fees for specific actions or decisions (for example, for withdrawing from or switching funds). See the PDS and Other Material Information Document (OMI) for more information about fees.

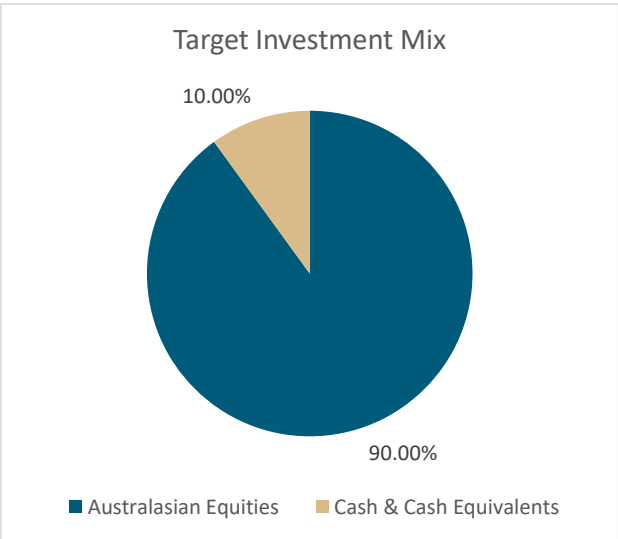
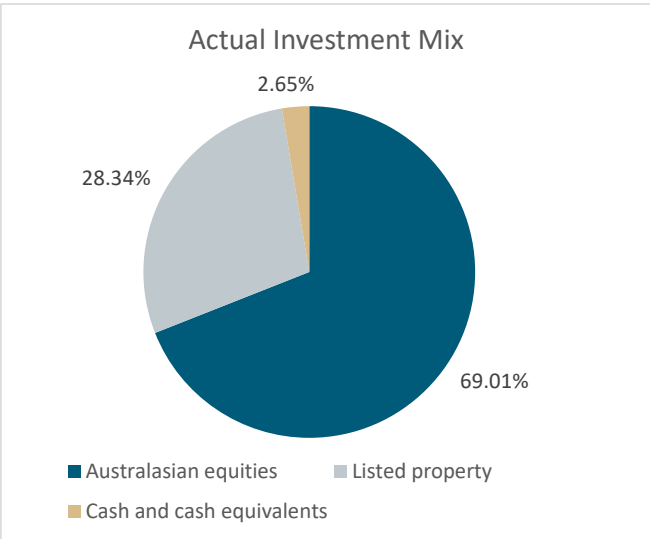
Example of how this applies to an investor

Small differences in fees and charges can have a big impact on your investment over the long term.

Jenny had \$10,000 in the Harbour Australasian Equity Income Fund at the start of the year and did not make any further contributions. At the end of the year, Jenny received a return, after fund charges were deducted, of \$884 (that is 8.84% of her initial \$10,000). This gives Jenny a total return after tax of \$811 for the year.

What does the Fund invest in?

This shows the types of assets that the fund invests in.



Actual asset allocation to 30 September 2025. Actual asset allocation will vary from the target asset allocation as market conditions and if we pursue tactical investment opportunities.

Top 10 investments

Name	% of Fund net assets	Type	Country
Infratil	9.54%	Australasian equities	NZ
Contact Energy	8.65%	Australasian equities	NZ
EBOS Group	5.87%	Australasian equities	NZ
Mainfreight	5.70%	Australasian equities	NZ
Freightways Group	5.51%	Australasian equities	NZ
Precinct Properties Group	4.31%	Listed property	NZ
Meridian Energy	3.49%	Australasian equities	NZ
Channel Infrastructure NZ	3.15%	Australasian equities	NZ
Vital Healthcare Property Trust	3.13%	Listed property	NZ
Scentre Group	2.98%	Listed property	AU

The top 10 investments make up **52.33%** of the net asset value of the Fund.

Key Personnel

Name	Current Position	Time in current position	Previous position	Time in previous position
Craig Stent 	Executive Director, Head of Equities	15 years & 9 months	Research Analyst, Alliance Bernstein	7 years & 3 months
Shane Solly 	Director, Portfolio Manager	11 years & 6 months	Head of Equities, Mint Asset Management	7 years & 2 months
Andrew Bascand 	Co-CEO, Chief Investment Officer	1 years & 1 months	Managing Director, Harbour Asset Management	14 years & 8 months

Further information

You can also obtain this information, the PDS for the Harbour Australasian Equity Income Fund, and some additional information from the offer register at <https://disclose-register.companiesoffice.govt.nz/>.

Notes:

1. Returns to 30 September 2025.
2. The bar chart shows fund returns after the deduction of fees and tax, however the market index returns are shown before any fees or tax is deducted.
3. Other fees: these charges cover the general management of the Fund e.g. administration, Supervisor, legal, and audit fees and costs required to comply with relevant legislation. These charges are based on the audited financial statements for the Fund to 30 June 2024 and includes any applicable GST. These also include underlying fund charges for retail funds holding units in other Harbour Funds. More information on these charges can be found in the PDS and the other material information document (OMI) on the Disclose Register.
4. The Fund currently has 24.22% of assets invested in Australian equities. Of this exposure, we have a 92.41% hedge on these Australian dollar denominated assets.

Hyperlinks to Harbour documents:

Links to the latest PDS, SIPO & OMI for the Harbour Funds can be found on the Harbour website:

<https://www.harbourasset.co.nz/our-funds/investor-documents/>