

Fund Update

Kōura KiwiSaver Scheme : Bitcoin Fund

Fund Update for the quarter ended : 31 March 2025

This update was first made publicly available 01 May 2025

What is the purpose of this update?

This document tells you how the Kōura Wealth KiwiSaver Scheme Bitcoin Fund has performed and what fees were charged. The document will help you to compare the fund with other funds. Kōura Wealth Limited prepared this update in accordance with the Financial Markets Conduct Act 2013. This information is not audited and may be updated.

Description of this fund

The Fund provides an exposure to Bitcoin. The carbon used by the Bitcoin that the Fund has indirectly invested in will be offset annually through a carbon offset program. The Fund is only appropriate for investors that have a very long investment horizon and who are willing and able to withstand significant volatility. The Fund is expected to deliver a 50% loss every 1-2 years.

Total value of the fund:	\$8,991,786
Number of investors in the fund:	3007
The date the fund started:	23 May 2022

What are the risks of investing?

Risk indicator for the Bitcoin Fund¹:



The risk indicator is rated from 1 (low) to 7 (high). The rating reflects how much the value of the fund's assets goes up and down. A higher risk generally means higher potential returns over time, but more ups and downs along the way. To help you clarify your own attitude to risk, you can seek financial advice or work out your risk profile at <https://sorted.org.nz/guides/kiwisaver/kiwisaver-which-fund-suits/>.

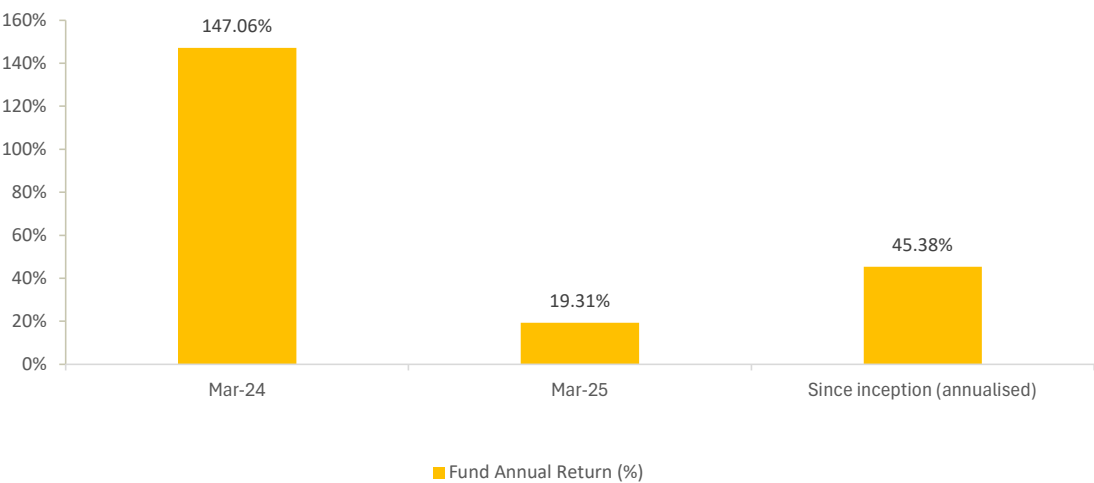
Note that even the lowest category does not mean a risk-free investment, and there may be other risks that are not captured by this rating. This risk indicator is not a guarantee of a fund’s future performance. The risk indicator is based on the returns data for the five years ended 31 March 2025¹. While risk indicators are usually relatively stable, they do shift from time to time. The risk indicator will continue to be updated in future fund updates. See the product disclosure statement (PDS) for more information about the risks associated with investing in this fund.

How has the fund performed?

	Past Year
Annual Return (After deductions for charges and tax)	19.31%
Annual Return (After deductions for charges but before tax)	20.70%

Kōura Wealth Limited is relying on the Financial Markets Conduct (Market Index) Exemption Notice 2018. There is no appropriate market index or suitable peer group index that reflects the assets that the Kōura KiwiSaver Bitcoin Fund invests in that would be helpful to investors for assessing movements in the market in relation to the returns of the Kōura KiwiSaver Bitcoin Fund. More information is available on the Disclose register - <http://www.companiesoffice.govt.nz/disclose> search Kōura KiwiSaver Scheme under offers.

Annual return graph^{2,3}



This shows the return after fund charges and tax for each year ending 31 March since the fund started. The last bar shows the return since the fund started, up to 31 March 2025 on an annualised basis.

Important: This does not tell you how the fund will perform in the future. Returns in this update are after tax at the highest prescribed investor rate (PIR) 28% tax for an individual New Zealand resident. Your tax may be lower.

What fees are investors charged?

Investors in the Bitcoin Fund are charged fund charges. For the year to 31 March 2025, these were:

	% of net asset value
Total Fund charges	1.10%
Which are made up of:	
Total Management and administration charges	1.10%
Including:	
Manager's basic fee	0.85%
Other Management and administration fees*	0.25%
Total performance based fees	0.00%
Other charges	
Administration Fee	\$30 per year

All fund charges are exclusive of GST.

Investors are not charged individual action fees for specific actions or decisions (for example, for withdrawing from or switching funds).

*The other management and administration fees decreased from 0.95% to 0.25% in August 2024.

Example of how this applies to an investor:

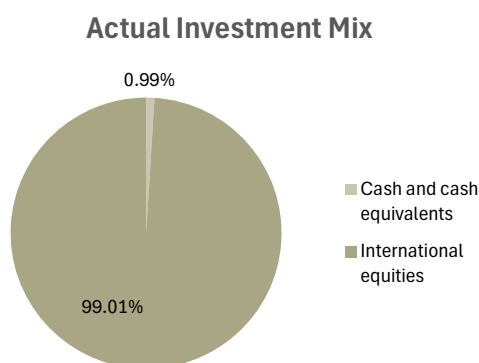
Small differences in fees and charges can have a big impact on your investment over the long term.

Lily had \$10,000 in the fund at the beginning of the year and did not make any further contributions. At the end of the period, Lily received a return after fund charges were deducted of \$1931. (That is 19.31% of her initial \$10,000). Lily also paid \$30 in administration charges. This gives Lily a total return after tax and charges of \$1901 for the period.

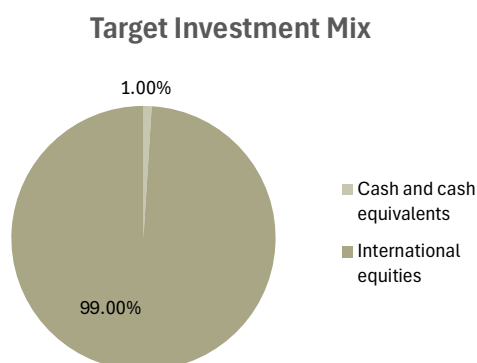
What does the fund invest in?

Actual Investment Mix

This shows the types of assets that the fund invests in.



Target Investment Mix



The fund's exposure to assets denominated in foreign currencies was 99.01%, of which 0% was hedged. This means the fund's unhedged foreign currency exposure was 100% of the net asset value of the fund.

Top 10 investments

Asset Name	% of fund net assets	Type	Country	Credit rating
Fidelity Wise Origin Bitcoin Fund	99.01%	International equities	United States	
BNZ NZD Account	0.99%	Cash and cash equivalents	New Zealand	AA-

The top ten investments make up 100.00% of the fund.

Key personnel

This shows the directors and employees who have the most influence on the investment decisions of the fund.

Name	Current Position	Time in position	Previous or other current position	Time in previous or other current position
Warren Couillault	Chairman, Investment Committee Member	5 Years, 11 months	CEO, Hobson Wealth	6 Years, 8 months
Rupert Carlyon	Managing Director , Investment Committee Member	6 Years, 7 months	Director, KPMG	2 Years, 0 months
David Moore	Investment Committee Member	5 Years, 11 months	Executive Director, UBS AG	29 Years, 6 months
Nigel Scott	Director, Investment Committee Member	4 Years, 4 months	Non Executive-Director, Hobson Wealth	3 Years, 8 months

Further information

You can also obtain this information, the PDS for the Kōura KiwiSaver Scheme and some additional information from the offer register at <http://www.companiesoffice.govt.nz/disclose>. Search Kōura KiwiSaver Scheme under offers.

Notes

1. As the fund started on 23 May 2022, actual returns for the fund are not available until then. To calculate the risk indicator for the five-year period ending 31 March 2025, Bitcoin returns (sourced from the Nasdaq Bitcoin Index) have been used up to 23 May 2022 with actual fund returns used for the balance of the period. As a result of those market returns, the risk indicator may provide a less reliable indicator of the potential future volatility of the fund.
2. Performance has been calculated from 23 May 2022, when the first investment was made in the fund.
3. The bar chart show fund returns after the deduction of fees and taxes.