



NZ Funds

Active Income Series

Active Inflation Series

Active Growth Series

Other Material Information

5 December 2023

NZFunds

Contents

1.	Background	4
2.	NZ Funds Active Series	4
3.	The Manager	4
4.	Other parties	5
5.	Supervisor and Manager indemnity	5
6.	Other key terms	5
7.	More about fees and charges	6
8.	More about active management	10
9.	Risks	15
10.	Conflicts of interest	16
11.	How your investment is taxed	16
12.	Personal information	17
13.	Material contracts	18
14.	More about market indices	19
15.	Glossary	20

1. Background

This document tells you more about the funds (Portfolios) offered as a part of the NZ Funds Active Series, as described in more detail below. It should be read together with the Product Disclosure Statements (each a PDS and together the PDS's), Statement of Investment Policy and Objectives (SIPO), Quarterly Fund Updates and any other documents held on the offer and scheme registers at disclose-register.companiesoffice.govt.nz.

In this document, 'you', 'your', 'investor' or 'unit holder' means a person or entity that invests in a Portfolio, and 'NZ Funds', 'we', 'us', 'our' or 'the Manager' means New Zealand Funds Management Limited. When we use the word 'current' or 'currently' about a law, policy, or practice we mean at the date of this document.

The information in this document may change. Please check the offer register at disclose-register.companiesoffice.govt.nz for any updates.

2. NZ Funds Active Series

The NZ Funds Active Series is a series of 12 actively managed Portfolios, offered across three separate PDS's. The PDS's making up the NZ Funds Active Series are the:

- NZ Funds Active Income Series PDS
- NZ Funds Active Inflation Series PDS
- NZ Funds Active Growth Series PDS

Each PDS offers a series of Portfolios as set out below:

PDS	Portfolio
NZ Funds Active Income Series	Cash Portfolio
	New Zealand and Australian Bonds
	Global Bonds
NZ Funds Active Inflation Series	New Zealand Property & Retirement Villages
	New Zealand Utilities
	New Zealand Infrastructure
	Global Property
	Global Utilities
	Global Infrastructure
NZ Funds Active Growth Series	Global Macro
	Global Shares
	New Zealand and Australian Shares

The Portfolios can be used as stand-alone investments or combined in different ways in order to achieve different investment outcomes depending on how a client wishes to approach investing.

The Portfolios are established within the 'NZ Funds Managed Portfolio Service Part Two' Scheme, a managed investment scheme (Scheme) registered under the Financial Markets Conduct Act 2013 (FMC Act).

The Scheme is managed under the rules set out in the trust deed, also called the governing document (Trust Deed). You can get a copy of the Trust Deed from the scheme register at disclose-register.companiesoffice.govt.nz.

3. The Manager

About NZ Funds

NZ Funds is the Manager of the Portfolios. We are licensed by the Financial Markets Authority (FMA) to be a manager of registered managed investment schemes under the FMC Act.

NZ Funds is wholly owned by Investment Group Holdings Limited (IGHL). IGHL is owned by interests associated with its directors and by the NZ Funds Executive Trustee Company Limited as trustee of the IGHL Trust. The beneficiaries of the IGHL Trust are mainly senior management of NZ Funds.

Our directors

John Lindsay Cobb (PG Dip (Business Finance), NZX Diploma, Level 1 and 2, ASX Derivatives qualification) is an independent director and Chair of NZ Funds. He was appointed a director of NZ Funds from February 2019. John has had a 20-year career in private wealth and investment banking, and now works with a number of small businesses assisting with growth and investment.

Bruce Baillie (BCom, CA) is an independent director of NZ Funds, appointed from January 2022. Bruce is an experienced accountant who had a 30-year career as a Partner at PwC, involved in advising a wide range of organisations including many in the financial services industry, before embarking on a career as an independent director. He has significant experience in audit and financial reporting matters and is now an independent director and advisor to a range of organisations, including those in the financial services and fintech industries.

Gerald Noel Siddall (LLB) is a non-executive director of NZ Funds. Gerald has more than 40 years' experience in the financial services industry in New Zealand and overseas. He co-founded NZ Funds in 1988 and was responsible for building and leading NZ Funds until 2009. He was previously a director of NZ Funds until March 2010. He was reappointed as a director of NZ Funds from March 2016. Gerald is not an employee of NZ Funds and he is not an independent director as he has a material indirect ownership interest in NZ Funds as the beneficiary of a trust.

Gregory Bernard Horton (LLB (Hons), BCom) is an independent director of NZ Funds. Gregory was appointed a director of NZ Funds from May 2013. Gregory is a consultant to Harnos Horton Lusk Limited, a law firm based in Auckland. He has practised law both in New Zealand and New York. Gregory has an indirect ownership interest in NZ Funds through the IGHL Trust.

Michael John Lang (BA (Econ), LLB (Hons), CFA) is a director and Chief Executive of NZ Funds. Michael has more than 30 years experience in the financial services industry in New Zealand and in hedge funds overseas. He joined NZ Funds in 1993. He left to work overseas in 2003 and returned in 2008. Michael became a director of NZ Funds in 2010 and was appointed Chief Executive from October 2018. Michael is not an independent director as he is an employee of NZ Funds and has a material indirect ownership interest in NZ Funds as the beneficiary of a trust.

Russell William Tills (BCom, ACA) is a non-executive director of NZ Funds. Russell has more than 40 years' experience in the financial services industry in New Zealand and overseas. He joined NZ Funds in 1989 and, along with Gerald Siddall, was responsible for building and leading NZ Funds until 2009. He was a director of NZ Funds until March 2010. He was reappointed as a director of NZ Funds from March 2016. Russell is not an employee of NZ Funds and he is not an independent director as he has a material indirect ownership interest in NZ Funds as the beneficiary of a trust.

Our directors may change from time to time. You can find the names of our directors at companies-register.companiesoffice.govt.nz.

4. Other parties

Supervisor

The New Zealand Guardian Trust Company Limited is the supervisor (Supervisor) of the Portfolios. The Supervisor is licensed by the FMA to act as a supervisor of registered managed investment schemes under the Financial Markets Supervisors Act 2011. More information on their licence is available on the FMA's website at www.fma.govt.nz.

The Supervisor's current directors are Robin Albert Flannagan, Bryan David Connor and Sarah Louise Graydon. The Supervisor's directors may change from time to time. You can find the names of the Supervisor's directors at any time at companies-register.companiesoffice.govt.nz.

Custodian

The Supervisor is responsible for holding the property of the Portfolios. The Supervisor has entered into custodial services agreements with Citibank N.A. to provide custodial services to the Portfolios, however, all property of the Portfolios is currently held by the Supervisor.

Auditor

The auditor is Ernst & Young. Ernst & Young is registered under the Auditor Regulation Act 2011.

Solicitors

The solicitors are Russell McVeagh.

5. Supervisor and Manager indemnity

Subject to the limits on permitted indemnities under the FMC Act, both we and the Supervisor are indemnified out of the Portfolios for all losses, costs and expenses incurred by us or the Supervisor in carrying out our roles as Manager and Supervisor.

This indemnity does not cover losses, costs and expenses arising from our wilful default, wilful breach of trust, fraud or gross negligence. More information is set out in the Trust Deed. You can get a copy of the Trust Deed by contacting NZ Funds.

6. Other key terms

This section summarises some of the key terms used in the Portfolios. For more detailed information, please see the Trust Deed.

Valuation & unit pricing

Calculating a unit price allows us to value your investment in a Portfolio. Each Portfolio's unit price is calculated by dividing the net asset value of that Portfolio by the number of units issued to investors. The net asset value is the value of a Portfolio's assets less its liabilities.

The Trust Deed sets out the principles that apply to the valuation of a Portfolio's assets and calculation of net asset value. We generally calculate the net asset value of a Portfolio each business day.

NZ Funds may set valuation methods and policies for each category of asset and change them from time to time. The Supervisor approves these valuation methods and policies and we will tell the Supervisor if we make any changes. Sometimes we use estimates to value assets, for example, where assets are priced monthly, or where assets become illiquid (difficult to convert to cash) or are not regularly traded.

Specific transactions (for example, large transactions) may require us to adjust the unit price for that day so that the costs of those transactions are paid by the investors involved in those transactions. NZ Funds does not currently charge transaction costs.

Issuing units

NZ Funds may decline to accept any application for units in a Portfolio and do not have to give a reason for declining an application. We may also defer accepting any application by up to two business days.

The process for investing in the Portfolios is explained in each PDS. Application amounts are paid into a non-interest bearing bank account and will be applied to the relevant Portfolios once the application is accepted. Application amounts must be in New Zealand dollars.

There are currently no minimum or maximum investment amounts. We will tell you if we introduce a minimum or maximum investment amount.

Withdrawals

Subject to current withdrawal restrictions and our right to defer or suspend withdrawals, we will redeem your units in a Portfolio under the procedures in the Trust Deed where you give us a valid withdrawal request. You cannot cancel a withdrawal request unless we agree.

NZ Funds may introduce restrictions and limitations on withdrawals. Currently, all Portfolios (other than the Cash Portfolio) have a 14 day withdrawal notice period. This means you must give us 14 days' notice of your intention to withdraw, unless you are switching to another Portfolio in which case you can generally switch your investment at any time. We may change these notice periods without notifying you.

Withdrawal payments are based on the unit price for each unit redeemed (Redemption Price). If a withdrawal notice period applies, we will calculate the Redemption Price for the day the notice period expires (or if that day is not a business day, on the next business day).

If there is no withdrawal notice period, we will calculate the Redemption Price for the day we receive your withdrawal request so long as that day is a business day and your withdrawal request is received before 2pm. If your withdrawal request is received after 2pm or on a day that is not a business day, we will calculate the Redemption Price for the next business day.

Under the Trust Deed, we must pay withdrawals within 20 business days of the date the withdrawal request is accepted (subject to our right to defer or suspend withdrawals). However, we normally pay withdrawals within four business days of the date the withdrawal request is accepted. We may defer withdrawals for up to two business days.

You can withdraw from a Portfolio offered under one PDS and have the proceeds paid into an NZ Funds managed portfolio under another PDS. To do this, you will need to complete the application form for the other managed portfolio.

Switches

A switch is considered a withdrawal from one Portfolio and an application for units in another Portfolio. There are currently no notice periods for switches, so you can generally switch your investment at any time (subject to our right to defer or suspend switches).

NZ Funds normally processes switch requests within two business days of receipt. We may defer processing some or all switch requests for up to 20 business days. Where a switch request is deferred, we will calculate withdrawal proceeds on the date the switch request is processed, not on the date we receive the switch request.

Deferring & suspending withdrawals & switches

Where we receive withdrawal or switch requests for more than 10% of a Portfolio's units on a particular date, we may 'scale back' requests so that only some of the units are redeemed. Any units not redeemed may be redeemed by us at any time. There is no specific time period in which we must redeem these units.

In certain circumstances, we may also suspend withdrawals and switches by giving a redemption suspension notice. For example, if we think it is not practicable, or would be materially prejudicial to the interests of any unit holders, to sell assets for redemptions. This could be due to market conditions, the nature of any asset or other circumstances.

If we give a redemption suspension notice, this means all withdrawal and switch requests are suspended until we tell you the suspension is cancelled. If the redemption suspension notice is cancelled, suspended withdrawals and switches may be paid at a revised redemption price calculated on a revised redemption date determined by the Manager. There is no limit on the suspension period for any Portfolio. Even if we give a redemption suspension notice for a Portfolio, we may allow you to withdraw:

- if, in our opinion, suspending your withdrawal or switch request would cause you financial hardship;
- if you have a regular withdrawal arrangement with us; or
- in any other circumstances, we consider reasonable.

Closing your investment

In some circumstances, we may need to redeem all your units or close your investment in a Portfolio. For example, if we consider it is necessary to comply with any laws or to avoid adverse regulatory consequences for us, the Supervisor, the Portfolios or investors in the Portfolios generally.

We may also redeem all your units if your withdrawal request would leave you with less than the minimum holding, or where it is necessary to maintain a Portfolio's Portfolio Investment Entity (PIE) status.

Borrowing

Borrowing is allowed under the Trust Deed. However, the Portfolios do not currently borrow money for the purpose of investing. This does not include ongoing operational agreements with service providers such as overdraft facilities and creditor relationships or leverage created through the use of derivatives.

Winding-up/insolvency

If a Portfolio is wound up or becomes insolvent, the assets of the Portfolio will be sold and the money will be used first to meet the claims of any creditors. After all creditors have been paid, your share of what remains will be paid to you.

Indemnity for tax liability

You are required to repay us and the Supervisor for any tax paid on your behalf on income from your investment in a Portfolio. This only applies if your investment is not sufficient to meet your tax liability.

Changes to Trust Deed

The Trust Deed can be changed by us and the Supervisor. Any changes must comply with the FMC Act.

7. More about fees and charges

Annual fund charges

Estimated annual fund charges are included in section 5 of each PDS and are made up of a management fee, estimated service fee, external management fee, and performance fee.

In addition to annual fund charges, transaction costs of buying and selling assets (e.g. brokerage) are paid directly or indirectly by the Portfolios and reflected in the unit price.

Management fee

Each Portfolio is charged an annual management fee by NZ Funds for managing and administering the Portfolios. The management fee is calculated daily and paid monthly.

NZ Funds may change the management fee, so long as we tell the Supervisor and investors one month before we change it. We may also charge an investor or group of investors (including any group of investors advised by a financial advice provider), a lower management fee, or we may rebate all or some of the management fee for an investor or a group of investors.

Current management fees

The current management fees are:

Series	Portfolio	Management fee* (p.a.)
	Cash Portfolio	0.30%
NZ Funds Active Income Series	New Zealand and Australian Bonds	1.52%
	Global Bonds	1.52%
	New Zealand Property & Retirement Villages	2.77%
NZ Funds Active Inflation Series	New Zealand Utilities	2.77%
	New Zealand Infrastructure	2.77%
	Global Property	2.77%
	Global Utilities	2.77%
	Global Infrastructure	2.77%
	Global Macro	2.46%
	NZ Funds Active Growth Series	Global Shares
	New Zealand and Australian Shares	2.79%

* As a percentage of gross asset value of each Portfolio.

The Portfolios invest in wholesale trusts managed by us (wholesale trusts), however we do not charge separate management fees for the wholesale trusts. We may charge a performance fee in certain wholesale trusts – see 'Performance fee' on this page.

Management fee rebates

NZ Funds may rebate a portion of the management fee from our own funds based on the total amount you have invested in the NZ Funds Active Series (excluding the Cash Portfolio) and other managed funds offered by NZ Funds (your total investment). If your total investment is between \$1,000,000 and \$3,000,000, we will rebate up to 0.40% of the management fee. If your total investment is more than \$3,000,000, we will rebate up to 1.70% of the management fee. We may also offer an investor or group of investors a different fee rebate at our discretion.

The fee rebate you are entitled to is based on your total investment at each calculation date. This means that contributions, withdrawals and market movements may influence your rebate entitlement. We may also extend the rebate calculation to include your related accounts.

The management fee rebate is calculated daily based on your investment balance and paid monthly by giving you extra units in the relevant Portfolios. The rebate will generally be paid on the 25th of each month. If you fully withdraw from the Portfolios before we pay any fee rebate, you will no longer be entitled to that rebate.

NZ Funds may change the rate and basis for calculating the management fee rebate, or remove the rebate, at any time. If we decrease the rebate rate or remove the rebate, we will give one month's notice to investors affected by the change.

Service fee

Service fees cover the estimated third party service charges provided to the Portfolios and related wholesale trusts that the Portfolios invest in. Estimated service fees include:

Supervisor fee

The Supervisor charges a fee for providing supervisory and custody services to each Portfolio. Supervisor fees are calculated daily and paid by each Portfolio monthly. The Supervisor may, if we agree, change the Supervisor fee at any time.

Professional fees, other charges and expenses

The Portfolios and wholesale trusts may incur professional fees (such as fees for legal, accounting and audit services) and other charges (such as charges for administration, valuation and custody services to the wholesale trusts).

The Trust Deed allows these professional fees and other charges incurred by the Portfolios to be paid out of the assets of the relevant Portfolio as expenses. Professional fees and other charges incurred by the wholesale trusts will be paid out of the assets of the relevant wholesale trust.

The Trust Deed also allows NZ Funds, the Supervisor and any party that may be appointed by NZ Funds or the Supervisor to be reimbursed for all expenses properly incurred while carrying out their duties in relation to the Portfolios.

External management fee

The Portfolios may invest in funds managed by external specialist investment managers or work with external investment specialists (external managers). The external managers charge fees (including entry fees, exit fees, management and administration fees, and performance fees) and incur expenses.

An external manager will typically only charge a performance fee when its investment return outperforms a benchmark or a performance hurdle (which may be 0%).

An external manager may also charge a performance fee where they are appointed to manage a wholesale trust that outperforms its investment benchmark and the external manager fee is based on the wholesale trust's outperformance.

Where the Portfolios indirectly invest in external managers their returns will be affected by the fees and expenses charged by external managers.

Estimates of other external management fees and expenses are based on fee information provided by the current external managers. Assumptions on the percentage of each Portfolio that is invested in external managers are based on the Portfolios' current target allocations.

The external managers and each Portfolio's allocation to those managers will change from time to time. Actual fees will depend on the managers selected, their performance, and the allocation to those managers, which is likely to vary from these estimates.

Estimates of the service fees and external management fees are included within 'annual fund charges' in the relevant PDS.

Performance fee

None of the Portfolios are charged a performance fee directly by NZ Funds. However, where specific performance targets are met, NZ Funds may charge a performance fee in certain wholesale trusts that the Portfolios invest in. The wholesale trusts (where a performance fee may be charged), and the Portfolios that currently invest in those wholesale trusts, are set out in the table on page 8.

The performance fee for each wholesale trust is calculated daily and reflected in its unit price. Performance fees are payable on or after 31 March each year, subject to a high-water mark as described in the relevant PDS. The high-water mark cannot be reset lower.

The wholesale trusts use recognised market indices as their performance hurdle rates of return. Out-performance of the market indices, whether the market index return is positive or negative, will result in a performance fee being accrued even though the unit price may be below the last high-water mark.

The performance returns of each wholesale trust are calculated on a before tax basis and include imputation credits (where applicable). When we calculate the performance of the hurdle rate, we include the following notional management fees:

- for the Private Dividend Yield Trust, Private Global Property Trust and Private Global Macro Trust, 0.40% per annum; and
- for the other wholesale trusts, 0.20% per annum.

The notional management fee has the effect of increasing the required level of return the wholesale trust must achieve before it is eligible for a performance fee.

The table below contains an example of the Private Dividend Yield Trust performance fee. It is a simplified example of how the performance fee is calculated in different scenarios. It is for illustration only and is not an indication of an actual calculation made or a forecast investment return.

The annual fund charges in each PDS include the following estimated performance fees:

Series	Portfolio	Estimated performance fee (p.a.)*
NZ Funds Active Income Series	Cash Portfolio	n/a
	New Zealand and Australian Bonds	0.03%
	Global Bonds	0.03%
NZ Funds Active Inflation Series	New Zealand Property & Retirement Villages	0.02%
	New Zealand Utilities	0.02%
	New Zealand Infrastructure	0.02%
	Global Property	0.02%
	Global Utilities	0.02%
NZ Funds Active Growth Series	Global Infrastructure	0.02%
	Global Macro	0.03%
	Global Shares	0.00%
	New Zealand and Australian Shares	0.06%

* As a percentage of gross asset value of each Portfolio.

These estimates are based on the following assumptions:

- that the wholesale trust will on average achieve returns above the market index (hurdle rate) over the long term.
- that the percentage of each Portfolio invested in the wholesale trusts that charge performance fees are based on current target allocations.

The estimates are not intended to indicate any expected returns or fees. Actual performance fees will vary from the estimates. Actual performance fees are available in the Quarterly Fund Update which you can get from our website at www.nzfunds.co.nz.

The performance fees received by NZ Funds for the previous five years, ended 31 March, are shown (as a percentage of the net asset value of each Portfolio) in the table on page 9. These were paid indirectly by the wholesale trusts that each Portfolio invests in for 2020 and subsequent years.

All performance fees paid to NZ Funds by the wholesale trusts are on arm's length terms and meet the requirements for related party transactions in the FMC Act.

Basis for estimated fund charges

The annual fund charges in each PDS include estimates of Supervisor's fees, professional fees, other charges, expenses, external manager fees, and performance fees.

Estimates of external manager fees and performance fees are discussed on pages 6 and 7. All other estimates are based on the assumption that the ongoing level of these charges will be similar to those charged in the most recent financial year.

Where there is no previous financial year, estimates are based on our experience with other funds that we manage and the level of charges we expect to be incurred by the Portfolio over the next year.

Actual annual fund charges for each Portfolio for the most recent year are available in the latest Quarterly Fund Update which you can get from our website at www.nzfunds.co.nz.

Securities lending revenue

The net proceeds from securities lending and other specific revenue generating activities will be shared equally between NZ Funds and the relevant Portfolio. We use our share of the net proceeds to offset our costs of managing the Scheme.

Individual action fees

NZ Funds does not charge any establishment, contribution, termination, withdrawal, switch or transfer fees.

Wholesale trusts that may charge a performance fee

Investing Portfolios	Private Core Income Trust	Private Global Income Trust	Private Dividend Yield Trust	Private Global Macro Trust	Private Absolute Return Trust	Private Global Inflation Trust	Private Global Property Trust	New Zealand Investment Trust 9	New Zealand Investment Trust 16	New Zealand Investment Trust 20	New Zealand Investment Trust 23	New Zealand Investment Trust 24
Cash Portfolio												
New Zealand and Australian Bonds	✓											
Global Bonds		✓										
New Zealand Property & Retirement Villages					✓	✓		✓				
New Zealand Utilities					✓	✓			✓			
New Zealand Infrastructure					✓	✓				✓		
Global Property					✓	✓	✓					
Global Utilities					✓	✓					✓	
Global Infrastructure					✓	✓						✓
Global Macro				✓								
Global Shares				✓								
New Zealand and Australian Shares			✓									

Example of Private Dividend Yield Trust performance fee

Financial year	Investment value at start of year	Investment value at end of year (before performance fee)	Investment return	Hurdle rate	Relative Performance %	Relative Performance \$	Value of under-performance brought forward	Net out performance	Performance fee charged	High-water mark	High-water mark met	Performance fee paid	Performance fee accrued to pay in future years	Under performance carried forward
Y1	\$10,000.00	\$11,000.00	10.0%	8.0%	2.0%	\$200.00	nil	\$200.00	\$30.00	\$10,000.00	✓	\$30.00	nil	nil
Y2	\$10,970.00	\$11,847.60	8.0%	10.0%	-2.0%	nil	nil	-\$219.40	nil	\$10,970.00	✓	nil	nil	-\$219.40
Y3	\$11,847.60	\$10,662.84	-10.0%	-15.0%	5.0%	\$592.38	-\$219.40	\$372.98	\$55.95	\$10,970.00	✗	nil	\$55.95	nil
Y4	\$10,606.89	\$12,197.93	15.0%	15.0%	0.0%	nil	nil	nil	nil	\$10,970.00	✓	\$55.95	nil	nil

In the example above, the performance fee of the Private Dividend Yield Trust is 15% of the amount by which its performance (before tax but including imputation credits) exceeds the hurdle rate of return.

In year one, the Private Dividend Yield Trust outperforms the hurdle rate by 2% accruing a performance fee which is then paid at the end of the performance period and a new high-water mark set.

In year two, the Private Dividend Yield Trust underperforms the hurdle rate and consequently no performance fee is accrued. Any underperformance is carried forward and must be recovered before any future performance fee is accrued. This is illustrated in year three, when the Private Dividend Yield Trust returns more than the hurdle rate and the year two underperformance is recovered.

As the outperformance in year three exceeds the underperformance from year two, a performance fee is accrued in year three. However, no performance fee is paid at the end of year three as the Private Dividend Yield Trust is below the last high-water mark (set in year one).

The performance fee accrued in year three is not paid until the end of year four, when the Private Dividend Yield Trust exceeds the high-water mark. A new high-water mark is set at the end of year four.

Financial advice provider fees

With your agreement, your financial advice provider may charge a fee for financial advisory services they provide. These fees, including how and when the fees are paid, should be agreed between you and your financial advice provider.

Details of these fees must be set out in your financial advice provider's disclosure statement. These fees are payable by you to your financial advice provider, and may, if you agree, be deducted from your investment.

Where you have selected a financial adviser employed by NZ Funds, we may charge a fee for financial advisory services in the same way as set out above.

Onboarding and service payments

NZ Funds may pay financial advice providers an onboarding and ongoing service payment in recognition of the effort and costs associated with providing services to you regarding your investment in the NZ Funds Active Series. Where this occurs, you will not be charged an additional fee.

GST

Fee estimates do not include GST or other similar tax. This means that if any GST or other similar tax is payable, it will be in addition to the stated fee.

Other fee rebates

NZ Funds may, from our own funds, reduce, pay or rebate some or all of the fees and expenses set out in this section.

Performance fees paid to NZ Funds

Portfolio	2019	2020	2021	2022	2023
Cash Portfolio	n/a	n/a	n/a	n/a	n/a
New Zealand and Australian Bonds	nil	nil	1.38%	0.72%	nil
Global Bonds	nil	nil	0.90%	0.54%	0.62%
New Zealand Property & Retirement Villages ¹	n/a	n/a	n/a	n/a	nil
New Zealand Utilities ¹	n/a	n/a	n/a	n/a	nil
New Zealand Infrastructure ¹	n/a	n/a	n/a	n/a	nil
Global Property ¹	n/a	n/a	n/a	n/a	nil
Global Utilities ¹	n/a	n/a	n/a	n/a	nil
Global Infrastructure ¹	n/a	n/a	n/a	n/a	nil
Global Macro	nil	nil	17.22%	nil	nil
Global Shares	-0.09%	nil	8.96%	nil	nil
New Zealand and Australian Shares	nil	1.00%	1.90%	nil	0.01%

1. As the Portfolios making up the NZ Funds Active Inflation Series were established on 17 February 2023 there is no historical performance fee information for the years before March 2023.

8. More about active management

NZ Funds takes an active investment management approach in managing the Portfolios. This means we make ongoing investment decisions, search for emerging opportunities, buy or sell securities as appropriate, and use sophisticated investment instruments and techniques in seeking to achieve the investment objectives of each Portfolio.

Active management generally

Our active investment management approach means that we (and the specialist investment managers we work with) make buy and sell decisions every day, increase your investments in assets we believe have stronger upside, and reduce investments in assets that we believe have run their course.

NZ Funds also has the ability to invest using sophisticated investment instruments and techniques (used by other managers who manage money in similar ways to us). These instruments and techniques may not be generally accessible to individual investors.

Actual investment mix

As a result of our active investment management approach, the actual investment mix of a Portfolio may vary significantly from the target investment mix shown in the table in Section 3 of each PDS.

This can be illustrated by the graphs on pages 11 to 14, which show the actual investment mix of each Portfolio. For the NZ Funds Active Income Series Portfolios and the NZ Funds Active Growth Series Portfolios the actual investment mix for each Portfolio is shown for the last five years. For the NZ Funds Active Inflation Series Portfolios the actual investment mix of each Portfolio is shown from 31 March 2023 (as they were established on 17 February 2023).

The actual investment mix in the graphs is taken from the Quarterly Fund Update for each Portfolio, which are scaled to 100% to take into account the impact of derivatives.

Use of derivatives

Derivatives can be considered to be 'leveraged' investments, which means that a relatively small investment in derivatives can produce the same gain (or loss) as a much larger investment in the underlying asset itself.

The use of derivatives and the leverage their use creates may increase or decrease investment risk. NZ Funds uses derivatives in a selective manner and makes decisions on the amount of leverage that individual Portfolios may use.

The use of leverage is managed through NZ Funds' active investment management approach and through the processes and policies surrounding our investment guidelines. The guidelines are not limits on the amount of leverage that may be used in each authorised asset class and the guidelines do not impose a limit on how we may invest.

NZ Funds expects to regularly use leverage (via derivatives) to change the exposure to an authorised asset class. The actual amount of leverage used by the Portfolios for the preceding five years is set out in the table on page 15.

The use of derivatives can substantially alter the returns and risks of a Portfolio and may result in higher or lower returns than a fund that does not use derivatives.

Investors should be aware that the leverage through derivatives in each Portfolio changes frequently and those changes can be material.

In most cases, we use notional market exposure when calculating leverage. This means that, in the table on page 15, when we own a derivative we show how much exposure to an authorised asset class the derivative contract gives the Portfolio. However, some forms of economic exposure such as exposure to bonds or currencies are included on a profit and loss basis.

Also, we do not normally net exposures when calculating the amount of leverage in the Portfolio. This means that we do not distinguish between an active exposure that is designed to enhance the return of the Portfolio and an exposure that is designed to hedge (or reduce the risk of) the Portfolio. Instead, we normally show the total value of all exposures added together.

Foreign currency

NZ Funds actively manages foreign currency in each Portfolio. Where a Portfolio holds assets denominated in a foreign currency, we have the choice of whether to hedge back to the New Zealand dollar or retain a foreign currency exposure.

Irrespective of whether a Portfolio holds investments in that currency, a Portfolio can also take active foreign currency positions by investing in non-New Zealand dollar cash or foreign currency derivatives. The foreign currency exposure for each Portfolio is set out in its Quarterly Fund Update.

Investment guidelines

NZ Funds maintains internal investment guidelines which are used in the oversight of the Portfolios. These guidelines are designed to ensure the Portfolios invest in accordance with their investment objective and timeframe.

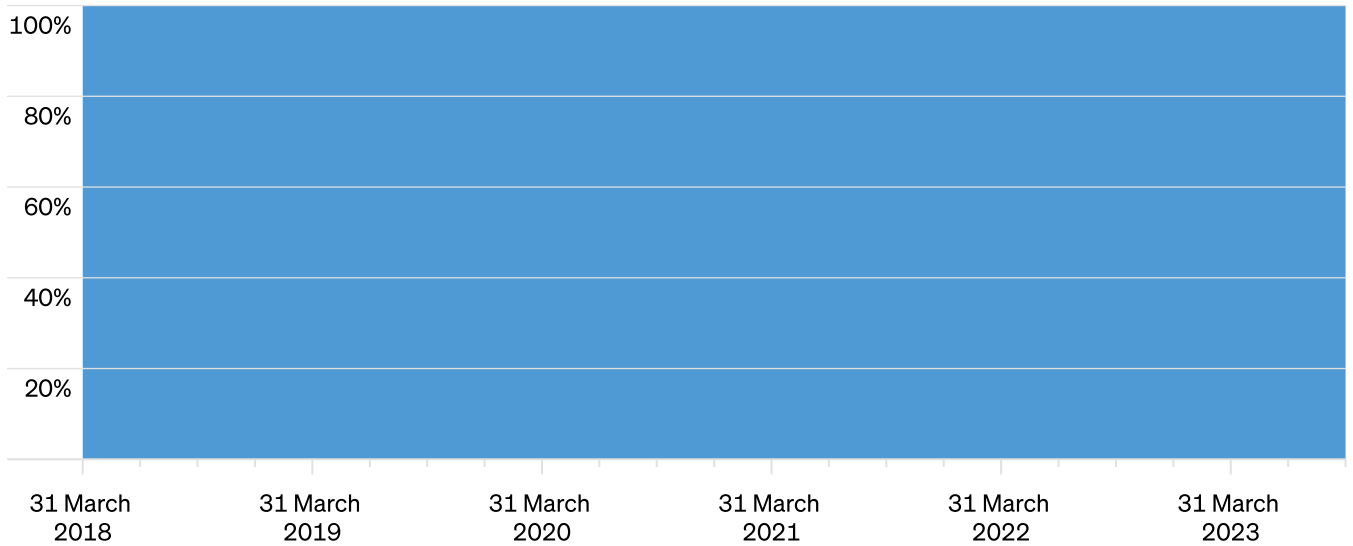
The guidelines set out the ranges within which each Portfolio will usually (but not always) invest in each authorised asset class (being the types of assets that a Portfolio is permitted to invest in), and also addresses other investment matters such as the ability of a Portfolio to use leverage and the level of liquidity that a Portfolio will target.

Our investment monitoring system enables compliance oversight of the guidelines.

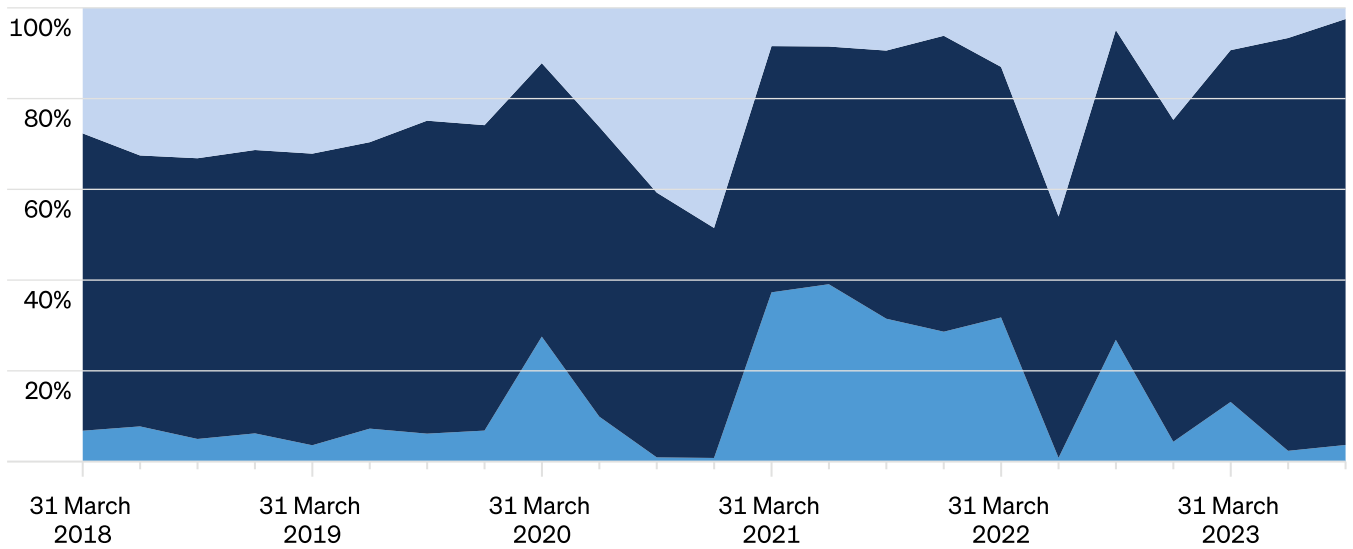
It is expected that the guidelines will be exceeded from time to time over the course of an economic cycle, but when this occurs, the Manager will respond promptly to correct that. It will either alter the investment, or in some cases may seek a guideline change from the NZ Funds Investment Governance Committee and NZ Funds Board.

Adherence to the guidelines is monitored by the NZ Funds Compliance team. Where the Compliance team identify that a guideline has been exceeded, they must notify the Chief Investment Officer and Chief Operating Officer of the event and of the proposed solution.

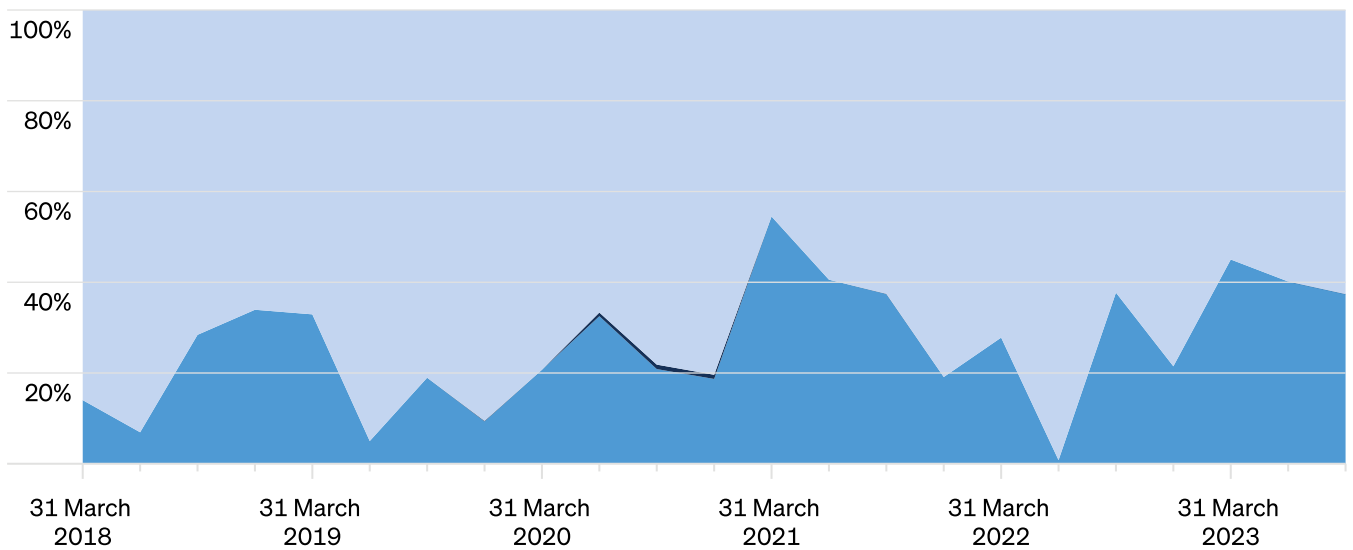
Cash Portfolio



New Zealand and Australian Bonds

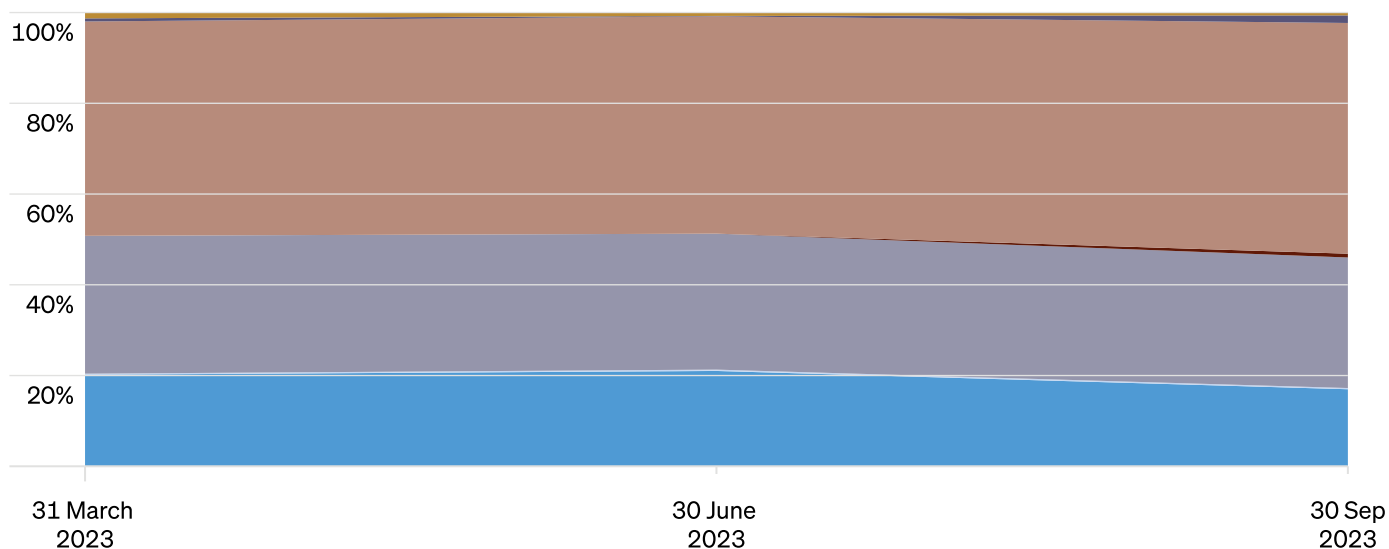


Global Bonds

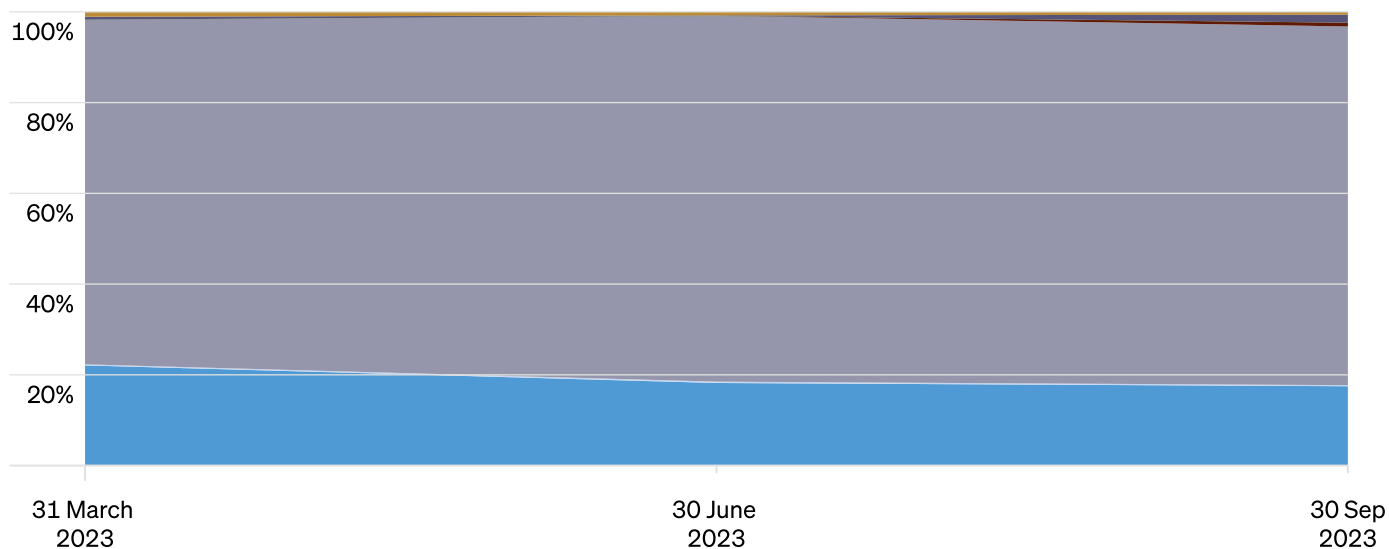


- Cash and cash equivalents
- New Zealand fixed interest
- International fixed interest
- Australasian equities
- International equities
- Listed property
- Commodities
- Alternative securities

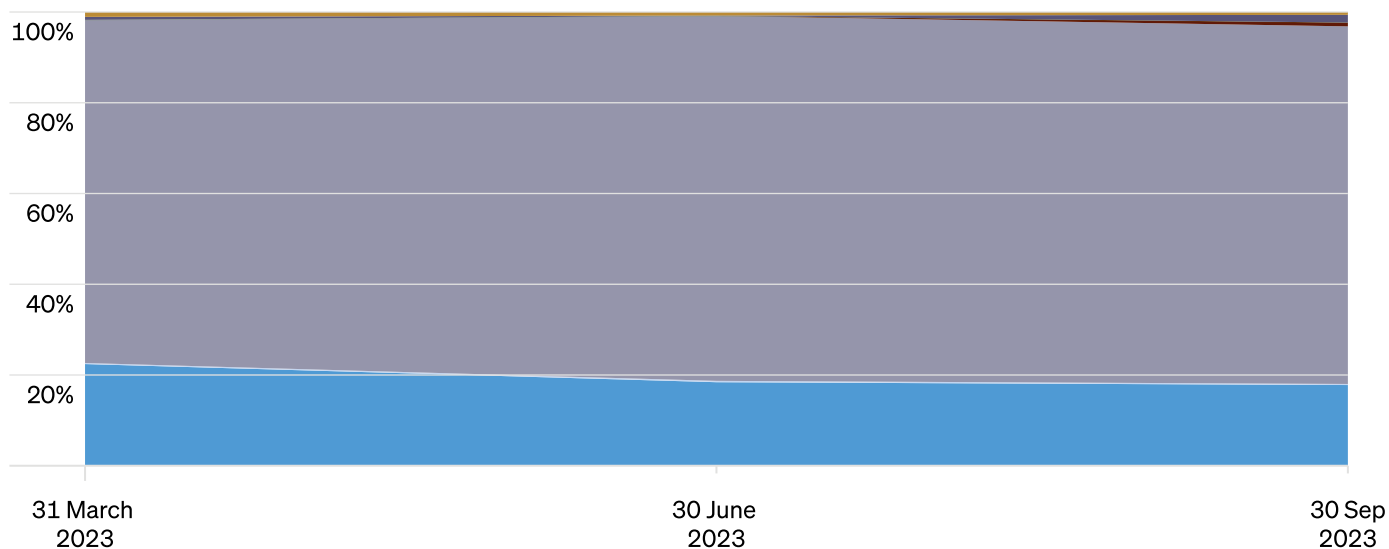
New Zealand Property and Retirement Villages



New Zealand Infrastructure

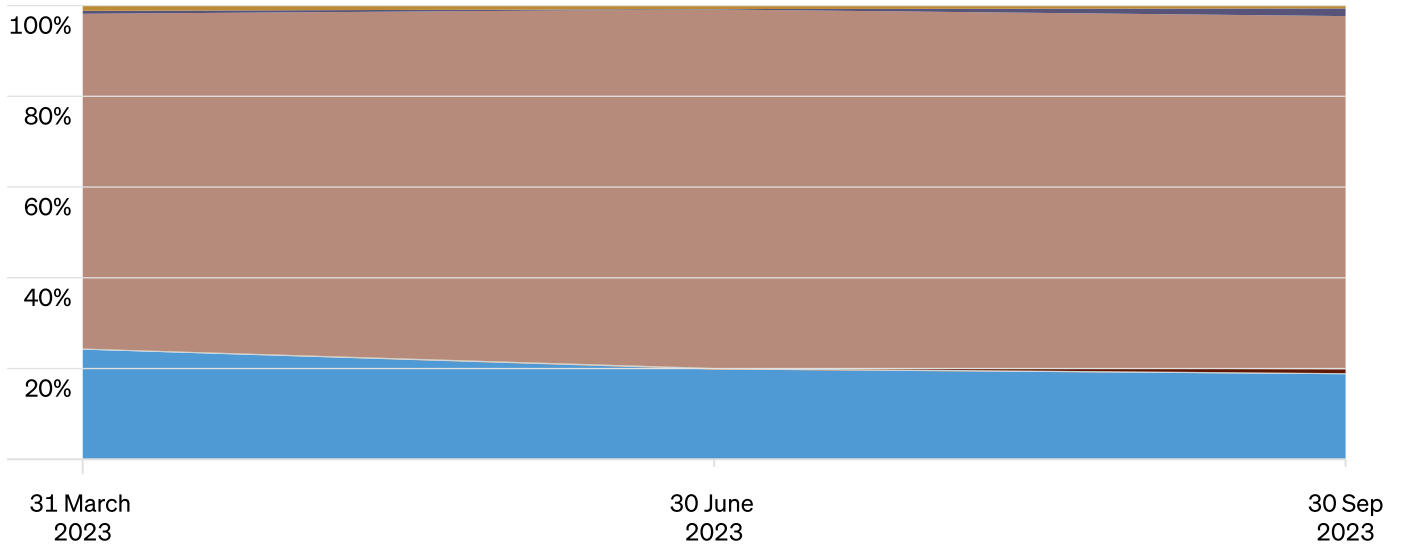


New Zealand Utilities

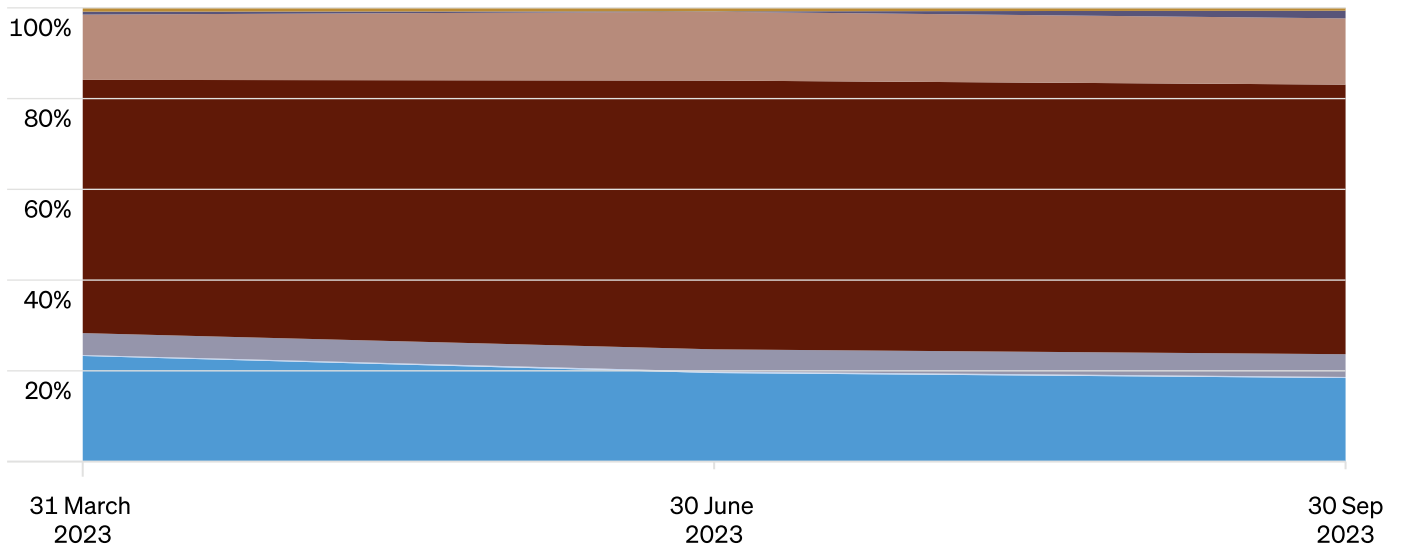


- Cash and cash equivalents
- New Zealand fixed interest
- International fixed interest
- Australasian equities
- International equities
- Listed property
- Commodities
- Alternative securities

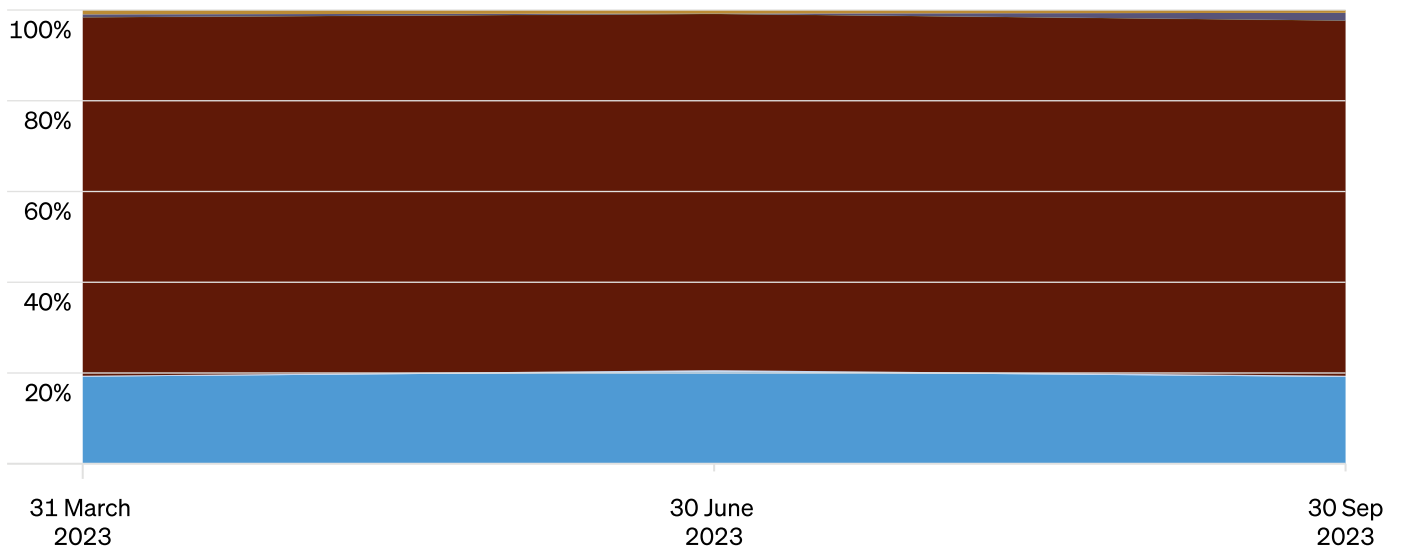
Global Property



Global Infrastructure

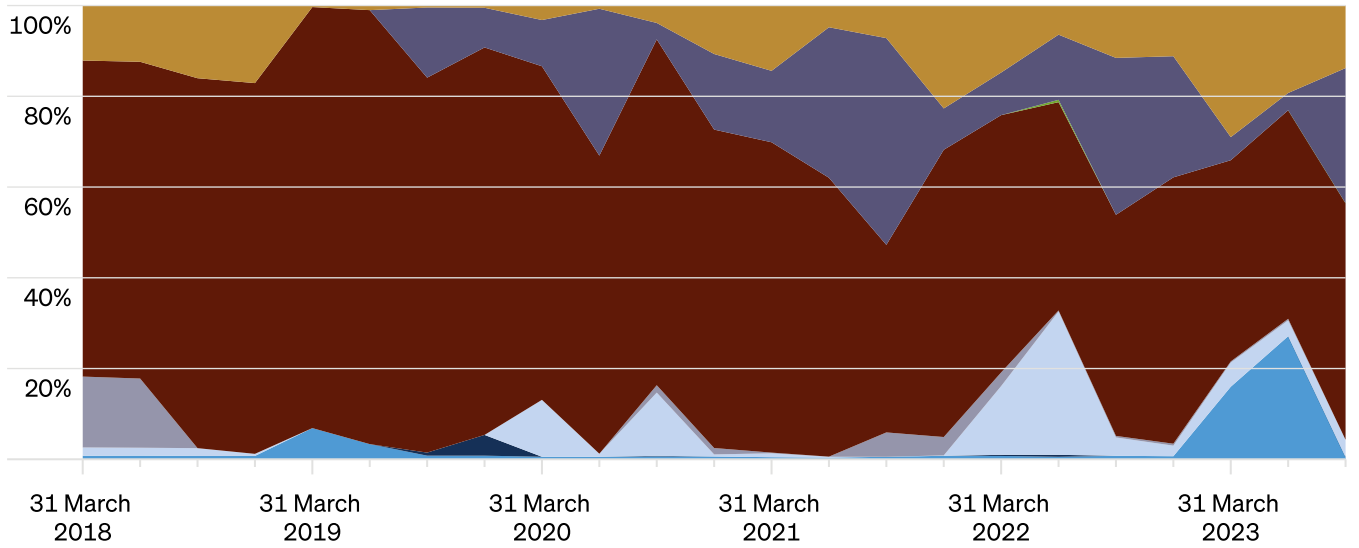


Global Utilities

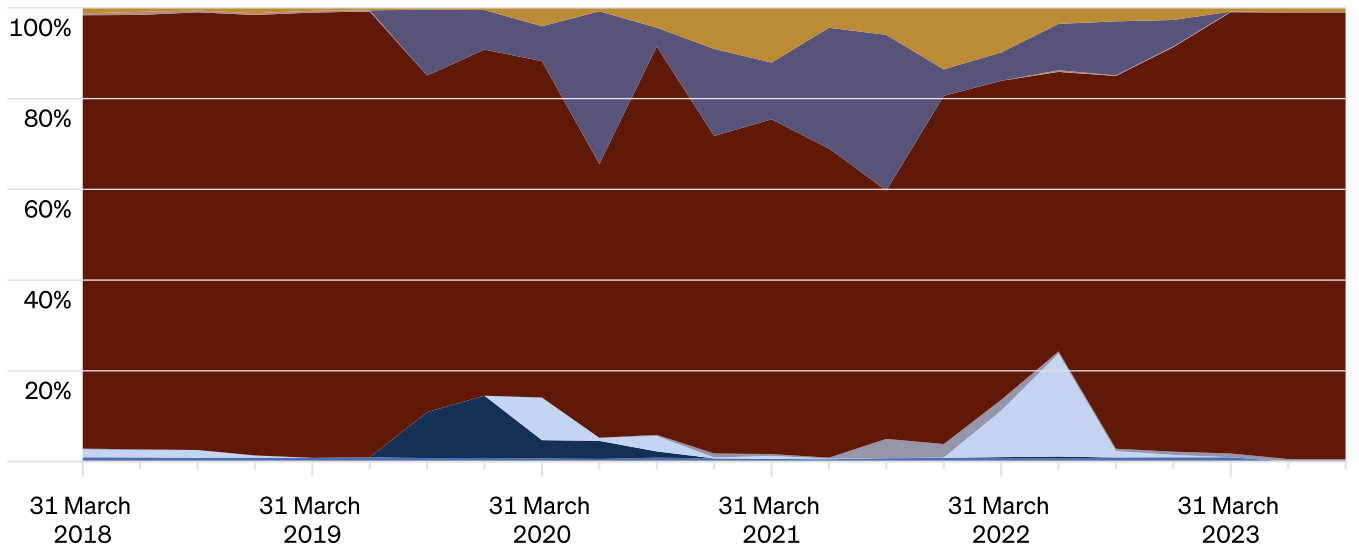


- Cash and cash equivalents
- New Zealand fixed interest
- International fixed interest
- Australasian equities
- International equities
- Listed property
- Commodities
- Alternative securities

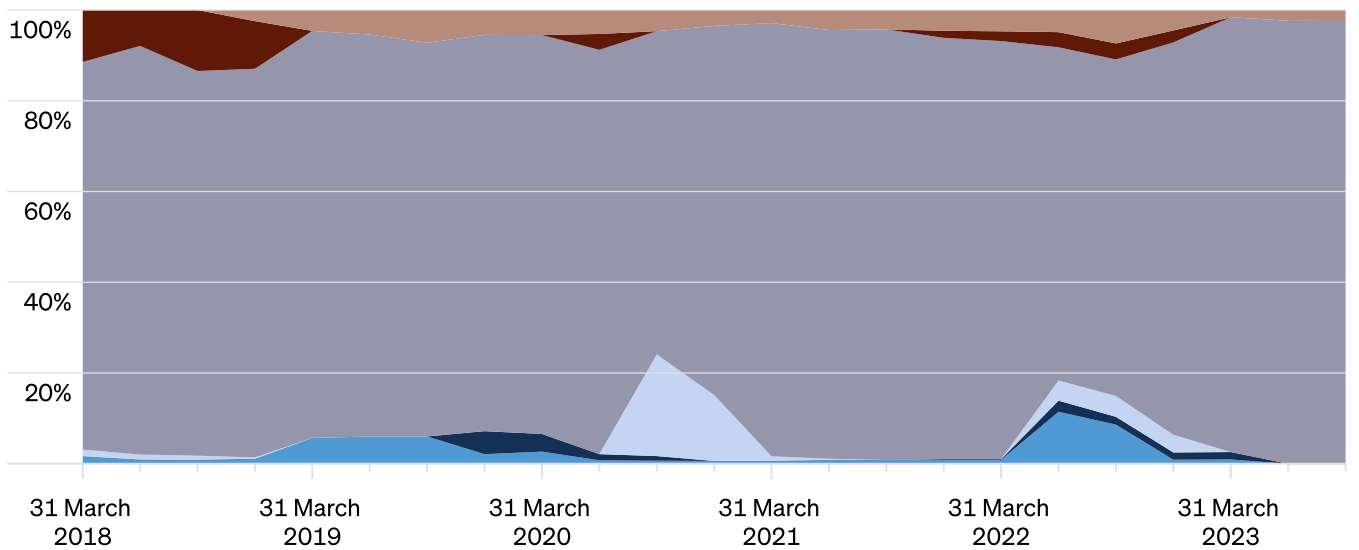
Global Macro



Global Shares



New Zealand and Australian Shares



- Cash and cash equivalents
- New Zealand fixed interest
- International fixed interest
- Australasian equities
- International equities
- Listed property
- Commodities
- Alternative securities

Actual amount of leverage used

Portfolio	2019	2020	2021	2022	2023
Cash Portfolio	100% - 100%	100% - 100%	100% - 100%	100% - 100%	100% - 100%
New Zealand and Australian Bonds	100% - 101%	100% - 102%	101% - 156%	101% - 109%	103% - 120%
Global Bonds	100% - 104%	100% - 102%	100% - 114%	100% - 111%	101% - 124%
New Zealand Property & Retirement Villages ¹	n/a	n/a	n/a	n/a	100% - 100%
New Zealand Utilities ¹	n/a	n/a	n/a	n/a	100% - 100%
New Zealand Infrastructure ¹	n/a	n/a	n/a	n/a	100% - 100%
Global Property ¹	n/a	n/a	n/a	n/a	100% - 100%
Global Utilities ¹	n/a	n/a	n/a	n/a	100% - 100%
Global Infrastructure ¹	n/a	n/a	n/a	n/a	100% - 100%
Global Macro	108% - 148%	100% - 178%	108% - 273%	109% - 276%	109% - 243%
Global Shares	102% - 175%	100% - 143%	100% - 196%	104% - 215%	100% - 158%
New Zealand and Australian Shares	100% - 109%	100% - 106%	100% - 200%	100% - 176%	102% - 125%

The Portfolio Manager responsible is then required to take action to bring the Portfolio back within the guideline ranges (or if not possible or appropriate, is required to provide details of how the Portfolio will be brought back within the guideline ranges, and the timeframe for doing so) or seek approval for the guideline to be amended.

Each Portfolio is also reviewed against the guidelines on a monthly basis at the Investment Guidelines Meeting and any exceptions are noted (SIPO compliance for the preceding month is also confirmed at this meeting). The minutes of the Investment Guidelines Meeting are tabled at the Investment Governance Committee meeting.

Any member of the NZ Funds Investment, Legal, Compliance or Funds Management teams may propose a change to the guidelines, or the introduction of a new guideline. Amending a guideline (or introducing a new guideline) requires the approval of the NZ Funds Investment Governance Committee and ratification or approval by the NZ Funds Board. The Board may ratify or approve the amended guideline (with or without additional amendments) or reject it.

If the Board rejects or amends a guideline change, the Investment team must take any action required to ensure that the affected Portfolio continues to comply with the guidelines. The detailed process for administering the guidelines is set out in our investment guidelines policy.

It is important to note that the exceeding of a guideline, or a deviation from the target investment mix for a Portfolio, does not amount to a limit break under the SIPO. The purchase of an unauthorised asset class does however constitute a SIPO limit break. See the SIPO for more information.

9. Risks

Every investment has risks. The primary risks of investing in a Portfolio include:

- not getting back some or all of your money;
- not getting the returns you expected;
- experiencing periods where your investment is worth less than it was previously; and
- not being able to withdraw from a Portfolio when you want to.

1. As these Portfolios were established on 17 February 2023 there is no historical leverage information.

The following information is in addition to section 4 of each PDS – “What are the risks of investing?”. In each PDS, we discuss what we believe are the more significant risks of investing in the Portfolios. However, there are other risks associated with the Portfolios that could impact your investment which are discussed below. If any of these risks eventuate, a Portfolio may be adversely affected and you could receive back less than you invested.

You may lose some or all of your investment. No rate of return or repayment of your investment is guaranteed by NZ Funds, the Supervisor, or any other person.

General investment risks

Interest rate risk

This is the risk that a Portfolio's returns may fluctuate as a result of changes in interest rates.

Credit risk

This is the risk that a Portfolio's returns may fluctuate as a result of an issuer of a security failing to pay interest or principal when due.

Equity risk

This is the risk that a Portfolio's returns may fluctuate as a result of changes in the value of equity investments. An equity investment may be affected by many factors, including the performance of the relevant company, market opinion, and the economic performance of a country or sector.

Derivative risk

This is the risk that a Portfolio's returns may fluctuate as a result of the use of derivatives. Derivatives can be considered to be 'leveraged' investments, which means that a relatively small investment in derivatives can produce the same gain (or loss) as a much larger investment in the underlying asset itself. The use of derivatives and the leverage their use creates may adversely affect your investment.

Other risks

Counterparty risk

This is the risk that a party to a financial transaction, contract or a securities lending transaction involving a Portfolio fails to meet its obligations. If this occurs, your investment may be adversely affected.

Operational risk

This is the risk of failure of internal or external processes, people, policies, technology or systems (for example, a material error in the pricing process), or external events affecting our or the Portfolios' operations. If this occurs, your investment may be adversely affected.

Fraud and cybersecurity risk

This is the risk of unexpected loss due to fraudulent activities and/or the risk of attack, damage or unauthorised access to the networks, computers, programs or data that we use. If this occurs, your investment and personal information may be adversely affected.

Service provider risk

This is the risk that a key service provider to the Portfolios (for example, the Supervisor, the Manager, the trustees and custodian of the wholesale trusts, external managers, settlement and trade counterparties, investment brokers and banks) fail to perform their obligations. If this occurs, your investment may be adversely affected.

Wholesale trust investment risk

The Portfolios can invest in wholesale trusts. Wholesale trust investment risk is the risk that an adverse event happens at the wholesale trust level or the wholesale trusts are wound up. If this occurs, your investment may be adversely affected.

Valuation risk

The Portfolios' unit prices are based on market price information provided by various sources. Valuation risk is the risk that these sources fail to provide an accurate price, or any price whatsoever. If this occurs, your investment may be adversely affected.

Suspension of withdrawals risk

In certain circumstances, we can suspend or partially suspend withdrawals from a Portfolio. If this happens, you may not be able to withdraw or switch your investment when you want to.

Tax risk

Income, dividends and interest, and gains on securities and investments that the Portfolios invest in may be subject to taxes (including withholding taxes) imposed by tax authorities in New Zealand and other jurisdictions. The Portfolios may not be able to claim a credit for these taxes.

Each Portfolio is currently a Portfolio Investment Entity (PIE). If a Portfolio loses its PIE tax status, your after-tax returns may be reduced.

Regulatory risk

This is the risk that the laws and regulations applying to the Portfolios and their investments change in a way that adversely affects a Portfolio or your investment.

Political risk

This is the risk that a Portfolio's returns may fluctuate as a result of political changes or instability in a country. This could arise from a change in government, legislative bodies, other foreign policy makers, or military actions. Political risk may also arise as a result of geopolitical events such as wars, terrorist acts and tensions between states.

Insolvency risk

This is the risk of a Portfolio becoming insolvent or being otherwise unable to meet its financial obligations. If this occurs, your investment may be adversely affected.

Pandemic risks

This is the risk that the Portfolios' returns may fluctuate, or that the Portfolios may be adversely affected, as a result of virus, disease or other widespread health risks such as the COVID-19 pandemic. The emergence of COVID-19 (or other widespread health risks) can have a significant impact on financial markets and the operations of the Portfolios. If this occurs, your investment may be adversely affected.

The risks described in the PDS's and this document are considered to be important risks, but do not cover all known risks of investing in the Portfolios. There may also be other risks which are currently unknown that may affect your investment in the Portfolios.

10. Conflicts of interest

NZ Funds' conflicts of interest policy provides a framework for identifying, declaring and managing actual, potential or perceived conflicts of interest. The policy also covers gifts and hospitality and forms part of our broader conflicts of interest compliance and ethics frameworks.

The conflicts of interest policy is complemented by our:

- personal holdings policy, which contains restrictions on employees holding or trading in securities; and
- related party transactions policy, which provides a framework for identifying and managing related party transactions and ensuring compliance with the FMC Act.

Conflicts of interest that currently exist include:

- The Portfolios invest in the wholesale trusts which creates a conflict of interest as we charge a performance fee in certain wholesale trusts which certain of the Portfolios invest. These fees affect the value of the wholesale trusts, and indirectly the returns of the Portfolios, and could materially influence the investment decisions in respect of a Portfolio if non-arm's length fees were paid.
- Our directors and employees may invest directly in our wholesale trusts.

11. How your investment is taxed

If you have any questions about the tax position of your investment in the Portfolios, we encourage you to talk to your tax adviser. We and the Supervisor do not take any responsibility for your tax position as a result of investing in a Portfolio.

Portfolio Investment Entity

Each Portfolio is a PIE. Under the PIE rules, we will calculate the tax due on your investment in a Portfolio each quarter based on your Prescribed Investor Rate (PIR), and unless you have chosen a PIR of 0% (or if we have treated you as having a PIR of 0%), we will pay this tax to Inland Revenue on your behalf.

If you are due a tax refund, we will use it to buy more units in the Portfolio for you, as long as you are still invested in the Portfolio when we receive the refund from Inland Revenue. If you are no longer invested in the Portfolio, we will pay the refund to you. If you have a PIR of 0%, we will tell you your share of the income of the Portfolio, but you will be responsible for your own tax.

Choosing your PIR

You need to choose your PIR and tell us what it is. You also need to tell us your IRD number. For an individual, your PIR is based on your taxable income and PIE income for each of the previous two tax years. Your PIR is based on the year which has the lower combined income amount. You can use the table below to help you work out your PIR:

Taxable income		Taxable income + PIE income	PIR
\$0 – \$14,000	AND	\$0 – \$48,000	10.5%
\$0 – \$14,000	AND	\$48,001 – \$70,000	17.5%
\$14,001 – \$48,000	AND	\$0 – \$70,000	17.5%
Over \$48,001	AND	Any amount	28.0%
Any amount	AND	Over \$70,000	28.0%

It is important that you choose the correct PIR. If you select a PIR that is too high, then as part of the annual tax return process:

- you will be able to get any overpaid tax refunded (either directly or by a reduced tax bill); or
- you may have to pay further tax if you have received refunds during the year based on your incorrect PIR.

If you select a PIR that is too low, then as part of the annual tax return process:

- you will have to pay more tax on your income from a Portfolio at your correct PIR; or
- you may be entitled to a further tax refund based on your correct PIR.

Different rules for choosing a PIR apply for trusts and companies. Testamentary trusts (one set up under a will) can choose a PIR of 0%, 10.5%, 17.5% or 28%. All other trusts can choose a PIR of 0%, 17.5% or 28%. Companies and all other types of entities must choose a PIR of 0%.

If you do not tell us what your PIR is, we will set it at 28% (unless you are a company, when we will set it to 0%). You can change your PIR at any time by contacting us or your financial advice provider. Inland Revenue may also tell us to change your PIR if they think it is wrong. If they do, we must use the PIR that they tell us, unless you tell us to use a different rate.

Sometimes we can treat you as having a 0% PIR. We will do this where your tax liability is greater than the value of your interest in a Portfolio. Where this happens, we will cancel all of your units and pay the proceeds to Inland Revenue. You will have to pay any tax liability not covered by this amount. We will also treat you as having a 0% PIR if you reduce your holding in, or fully withdraw from, a Portfolio during the quarter, or in the first five days of the following quarter.

12. Personal information

Privacy

The Privacy Act 2020 deals with how we collect, store and use the personal information you give us for your investment in the Portfolios.

This information may be used by us (including our related entities) and the Supervisor and shared with and used by your financial advice provider and by other service providers to the Portfolios for the purposes of arranging, managing and administering your investment, contacting you about your investment, and providing you with newsletters and information about other products and services.

NZ Funds may also use and share your personal information in order to comply with any New Zealand law or the law of another country, including using it to verify (whether by electronic means or otherwise) your identity.

NZ Funds may also be required to provide it to government agencies including the FMA and Inland Revenue. You have the right to access and correct personal information held by us.

AML/CFT requirements

Under the Anti-Money Laundering and Countering Financing of Terrorism Act 2009, we are required to verify your identity and address and, in some cases, the source of your funds and wealth.

If you complete the Application Form with a financial adviser, they may be able to verify your identity and address using certain identification documents and the process set out in the Application Form. We or your adviser may also be able to verify your identity and address electronically.

If you are completing the Application Form without a financial adviser, your identification documents may be certified by a trusted referee or verified by an NZ Funds employee. More information on certification by trusted referees is set out in the Application Form.

AML verification requirements also apply to trusts, companies and other entity types. We have developed various AML forms for these purposes which are available on our website at www.nzfunds.co.nz and which will guide you through the AML process. A combination of AML forms will need to be used for these entities. Your financial adviser can help you complete these forms.

NZ Funds cannot process your application unless the AML/CFT requirements have been satisfied.

Foreign Account Tax Compliance Act (FATCA)

If you are a US person (that is, someone who is a United States citizen or tax resident, or a United States Green Card holder, or an entity owned or controlled by US persons) we may be required to provide information about your investment to Inland Revenue to comply with our obligations under the FATCA. Inland Revenue in turn may be required to pass this information to the United States Internal Revenue Service.

Common Reporting Standard (CRS)

If you are tax resident in a country other than New Zealand, or an entity owned or controlled by non-New Zealand tax residents, we may be required to provide information about your investment to Inland Revenue to comply with our obligations under the CRS regime. Inland Revenue in turn may be required to pass this information to the revenue authority of the country in which you are tax resident.

Change of personal details

If you wish to change your personal details, please complete a Changes in Personal Details form. You can get this form from your financial advice provider or our website at www.nzfunds.co.nz.

13. Material contracts

Trust Deed

The Trust Deed is an agreement between us and the Supervisor that sets out the rules for the management and administration of the Scheme and the Portfolios. A copy of the Trust Deed is available on the scheme register at disclose-register.companiesoffice.govt.nz.

Management agreement

NZ Funds has a management agreement with the Supervisor that sets out the operational arrangements for the Schemes and the Portfolios, including what information we have to report to the Supervisor, how the Portfolios' bank accounts will be operated, and what records we have to keep.

14. More about market indices

More information about the market indices noted in the SIPO can be found on the web pages listed below:

Bloomberg Global Aggregate Corporate Total Return Index Hedged USD	www.bloomberg.com/quote/LGCPTRUH:IND
FTSE EPRA NAREIT DEVELOPED Total Return Index USD	www.ftserussell.com/products/indices/epra-nareit
MSCI All Countries World Daily TR Net Local Currency	www.msci.com/our-solutions/indexes/acwi
MSCI World Core Infrastructure USD Net Total Return	www.msci.com/documents/10199/569adbd1-9fb7-4f65-92ef-13691594bbe5
MSCI World Utilities Net Total Return USD	www.msci.com/documents/10199/970cc931-4db6-4b8c-801a-1a48f51b070f
S&P/ASX 200 Total Return Index	www.spglobal.com/spdji/en/indices/equity/sp-asx-200/#overview
S&P/NZX 50 Portfolio Index Gross with Imputation	www.spglobal.com/spdji/en/indices/equity/sp-nzx-50-index/#overview
S&P/NZX All Industrials Sector Gross	www.spglobal.com/spdji/en/indices/equity/sp-nzx-all-industrials/#overview
S&P/NZX All Utilities Sector Gross	www.spglobal.com/spdji/en/indices/equity/sp-nzx-all-utilities/#overview
S&P/NZX Bank Bills 90 Day Index Total Return	www.spglobal.com/spdji/en/indices/fixed-income/sp-nzx-bank-bills-90-day-index/#overview
S&P/NZX Call Rate Deposit Index Total Return	www.spglobal.com/spdji/en/indices/fixed-income/sp-nzx-call-rate-deposit-index/#overview
S&P/NZX Investment Grade Corporate Bond Index Total Return	www.spglobal.com/spdji/en/indices/fixed-income/sp-nzx-composite-investment-grade-bond-index/#overview
S&P/NZX Real Estate Select Index Gross with Imputation	www.spglobal.com/spdji/en/indices/equity/sp-nzx-real-estate-select/#overview

15. Glossary

Term	Definition
Active management	A portfolio management approach where the investment manager makes specific investment decisions with the goal of determining an investment outcome that is consistent with the objective of the relevant Portfolio.
Active-quant approach	An investment approach used by NZ Funds to select companies from the sectors that are the focus of the relevant Portfolio and then uses a quantitative screen to determine their portfolio weight and liquidity. This approach is active to the extent that the criteria we screen for can be varied over the course of the economic cycle to emphasise different attributes in the relevant Portfolio.
Alternative securities	Asset classes not usually accessed by retail investors, for example, private equity, venture capital, hedge funds and digital assets. These tend to be asset classes where valuation and liquidity may be uncertain and returns may be volatile, and includes derivatives on alternative securities.
Asset class	<p>These are the available asset classes that the Portfolios may invest in depending on their investment mandate. The Portfolios can purchase the assets either directly, or indirectly through derivatives. Not all Portfolios can invest in all asset classes. The asset classes are:</p> <ul style="list-style-type: none"> • Cash and cash equivalents • New Zealand fixed interest • International fixed interest • Australasian equities • International equities • Listed property • Commodities • Alternative securities <p>The above asset classes are from the Financial Markets Conduct Regulations 2014 (Regulations), except for 'alternative securities' which falls under 'Other' in the Regulations. These are the same asset classes used in the Quarterly Fund Updates.</p>
Australian bonds	Debt securities issued in Australia and derivatives on Australian bonds. For regulatory and Quarterly Fund Update purposes, debt securities issued in Australia are classified as 'international fixed interest'.
Australasian shares	Shares usually listed on New Zealand or Australian stock exchanges and derivatives on New Zealand or Australian shares.
Cash and cash equivalents	Cash, or other assets that can be readily converted into cash, including bank term deposits and short term debt securities.
Commodities	A product which is, for example, agricultural, mineral or energy related, and is interchangeable with another product of the same type, and which may be bought or sold directly or indirectly through derivatives or an exchange traded fund.
Cryptocurrencies	Forms of currency that only exist digitally and that usually have no central issuing or regulating authority but instead use a decentralised system to record transactions and manage the issue of new units. Cryptocurrencies also include alternative tokens and derivatives on cryptocurrencies.
Debt securities	Securities issued by an entity to enable it to borrow money. Debt securities cover a wide range of issuing entities and security types. Debt securities include (but are not limited to) corporate and government bonds, loans, floating rate securities, zero-coupon bonds, and derivatives on debt securities.
Derivatives	Financial instruments the value of which are derived from changes in the value of another asset or asset class (for example, a share market index, a commodity, a bond, or a currency). Examples of derivatives include futures, options, forwards, swaps and swaptions. Where an asset class is an authorised asset class, derivatives on that asset class are also permitted.
Digital assets	Anything that exists in a digital form which is self-contained, uniquely identifiable and has perceived value or the ability to be used (e.g. cryptocurrencies).
External managers	External managers are specialist managers selected by NZ Funds who may manage a portfolio of securities directly held by a wholesale trust or an underlying fund in which a wholesale trust invests.
Growth assets	Investments where the return is expected to be made up predominantly of capital gains and losses over the investment period and/or investments where the expected yield or return on capital is relatively high. Shares are usually referred to as growth assets. Growth assets can include derivatives.

Term	Definition
Hedge funds	Alternative investment vehicles generally only available to institutional and other sophisticated investors. Hedge funds typically have an absolute performance objective. They can invest in a wide variety of assets and use non-traditional investment techniques (for example, short selling, leverage, arbitrage and derivatives).
Income assets	Investments where the return is expected to be made up predominantly of interest income. Cash and cash equivalents and debt securities are usually referred to as income assets. Income assets can include derivatives.
Infrastructure shares	Shares in transportation, communication, and other infrastructure companies. Includes derivatives on infrastructure shares.
International bonds	Debt securities issued outside New Zealand and Australia, including derivatives on international bonds. For regulatory and Quarterly Fund Update purposes, all debt securities issued outside New Zealand are classified as 'international fixed interest'.
International shares	Shares usually listed on stock exchanges (other than New Zealand or Australian stock exchanges) and derivatives on international shares. International shares also include collective investment vehicles which invest in international shares including equity long/short hedge funds.
Investment Governance Committee	The NZ Funds Investment Governance Committee which is a sub-committee of the NZ Funds Board.
Listed property	Shares/equities listed on stock exchanges which own or invest in property, buildings or land, and derivatives on listed property.
Net asset value	The value of the assets of a Portfolio, less any liabilities.
New Zealand bonds	Debt securities issued in New Zealand and derivatives on New Zealand bonds. For regulatory and Quarterly Fund Update purposes, debt securities issued in New Zealand are classified as 'New Zealand fixed interest'.
NZ Funds	New Zealand Funds Management Limited.
Property shares	Shares in companies which own or invest in property, buildings or land and derivatives on property shares. May also include companies which have large exposure to property, buildings or land. For regulatory and Quarterly Fund Update purposes, these shares may be classified as 'listed property' or 'international equities'.
Scheme	The managed investment scheme registered under the name 'NZ Funds Managed Portfolio Service Part Two'.
Short positions	An investment technique that seeks to profit from a fall in the price of a security or asset class.
Supervisor	The New Zealand Guardian Trust Company Limited.
Term deposit	A type of deposit held at a bank or other financial institution where the money is locked in for a set period of time, and cannot usually be withdrawn until the time is up without penalty.
Trust Deed	The NZ Funds Managed Portfolio Service Part Two Trust Deed, dated 12 October 2016 (as amended from time to time).
Utility shares	Shares in electricity, water and other utility companies, including derivatives on utility shares.
Wholesale trusts	The wholesale trusts managed by NZ Funds which the Portfolios invest in.

This page has intentionally been left blank.

This page has intentionally been left blank.



**New Zealand Funds
Management Limited**

Level 16, 21 Queen Street
Private Bag 92163, Auckland 1142
New Zealand
T. 09 377 2277
E. info@nzfunds.co.nz
W. www.nzfunds.co.nz

**Auckland
Wellington
Christchurch
Timaru
Dunedin
Invercargill**