

ASB Investment Funds

Aggressive Fund

Fund Update for the quarter ending 31 December 2025

This fund update was first made publicly available on: 13 February 2026

What is the purpose of this update?

This document tells you how the Aggressive Fund has performed and what fees were charged. The document will help you to compare the fund with other funds. ASB Group Investments Limited prepared this update in accordance with the Financial Markets Conduct Act 2013. This information is not audited and may be updated.

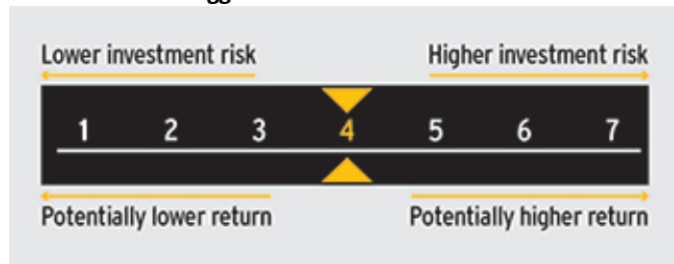
Description of this fund

To provide the highest total returns of the Funds allowing for the largest movements of value up and down. The number of years with negative returns are generally expected to be the highest of the multi-sector funds in the ASB Investment Funds. We manage asset allocation and currency hedging over the medium to long term relative to the target investment mix. We focus on cost effective management. The Aggressive Fund invests in income and growth assets with a target investment mix of 6% income assets and 94% growth assets.

Total value of the fund	\$74,310,624
Number of investors in the fund	2,030
The date the fund started	22/11/2023

What are the risks of investing?

Risk indicator for Aggressive Fund¹



¹As the fund has not been in existence for five full years its risk indicator has been calculated using market index returns as well as actual returns. As a result, the risk indicator may provide a less reliable indicator of the potential future volatility of the fund. Market index returns have been used for the period from 1 January 2021 to 21 November 2023.

The risk indicator is rated from 1 (low) to 7 (high). The rating reflects how much the value of the fund's assets goes up and down. A higher risk generally means higher potential returns over time, but more ups and downs along the way.

To help you clarify your own attitude to risk, you can seek financial advice or work out your risk profile at <http://www.sorted.org.nz/tools/investor-kickstarter>

Note that even the lowest category does not mean a risk-free investment, and there are other risks that are not captured by this rating.

The risk indicator is not a guarantee of a fund's future performance. The risk indicator is based on the returns data for a 5 year period to 31 December 2025. While risk indicators are usually relatively stable, they do shift from time to time. The risk indicator will continue to be updated in future fund updates. See the Product Disclosure Statement (PDS) for more information about the risks associated with investing in this fund.

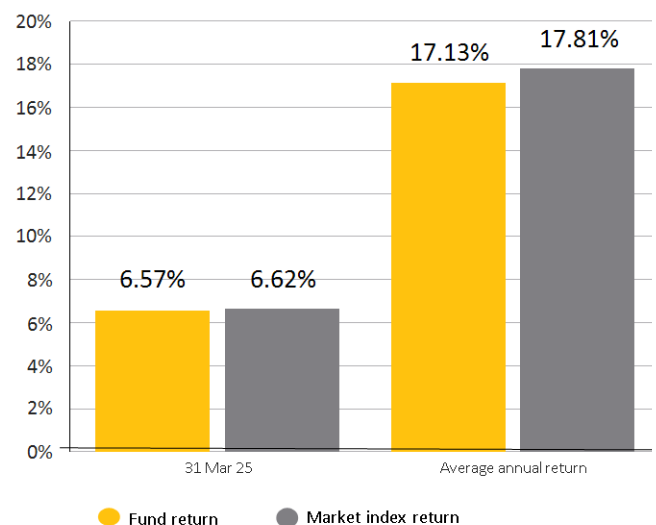
The risk indicator may not be a reliable indicator of the risk or returns that a fund is likely to experience in the future. For example, the risk indicator may be different if it was based on returns over a longer period.

How has the fund performed?

	Past year
Annual return (after deductions for charges and tax)	12.52%
Annual return (after deductions for charges but before tax)	13.81%
Market index annual return (reflects no deduction for charges and tax)	14.03%

The market index return is calculated using the market index for each asset class and the target investment mix which applied during the relevant period. The market index for each asset class and the target investment mix which applied during the relevant period are each as described in the Statements of Investment Policy and Objectives (SIPO) which applied during the relevant period. Additional information about the market index is available on the offer register at disclose-register.companiesoffice.govt.nz (search for ASB Investment Funds).

Annual return graph



This shows the return after fund charges and tax for each of the last 10 years ending 31 March. The last bar shows the average annual return since the fund started, up to 31 December 2025.

Important: This does not tell you how the fund will perform in the future.

Returns in this update are after tax at the highest prescribed investor rate (PIR) of tax for an individual New Zealand resident. Your tax may be lower.

What fees are investors charged?

Investors in the Aggressive Fund are charged fund charges. In the year to 31 March 2025 these were:

	% of net asset value
Total fund charges²	1.19%
Which are made up of:	
Total management and administration charges	1.19%
Including:	
Manager's basic fee	1.10%
Other management and administration charges	0.09%
Total performance-based fees	0.00%
Other charges	Nil

²Total fund charges are exclusive of GST.

Investors may also be charged individual action fees for specific actions or decisions (for example, for withdrawing from or switching funds). These fees are not currently charged for the fund.

Small differences in fees and charges can have a big impact on your investment over the long term.

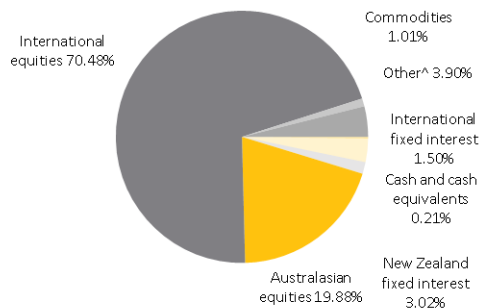
Example of how this applies to an investor

Jason had \$10,000 in the fund at the start of the year and did not make any further contributions. At the end of the year, Jason received a return after fund charges were deducted of \$1,252.00 (that is 12.52% of his initial \$10,000). Jason also paid \$0.00 in other charges. This gives Jason a total return after tax of \$1,252.00 for the year.

What does the fund invest in?

Actual investment mix

This shows the types of assets that the fund invests in.



Target investment mix

This shows the mix of assets that the fund generally intends to invest in.

Cash and cash equivalents	2.00%
New Zealand fixed interest	4.00%
International fixed interest	0.00%
Australasian equities	20.50%
International equities	73.50%
Listed property	0.00%
Unlisted property	0.00%
Commodities	0.00%
Other	0.00%

Currency hedging

As at 31 December 2025 the fund's exposure to assets denominated in foreign currencies was 80%, of which 49% was hedged. This means the fund's unhedged foreign currency exposure was 41% of the net asset value of the fund. More information on our currency hedging policy can be found in the SIPO on the scheme register at disclose-register.companiesoffice.govt.nz (search for ASB Investment Funds).

Top 10 investments

Name	Percentage of net asset value of the fund	Type	Country	Credit rating (if applicable)
1 NVIDIA CORP	3.91%	International equities	United States	
2 APPLE INC	3.03%	International equities	United States	
3 MICROSOFT CORP	2.68%	International equities	United States	
4 FISHER & PAYKEL HEALTHCARE	2.16%	Australasian equities	New Zealand	
5 ALPHABET INC CAP CL C	1.63%	International equities	United States	
6 AMAZON COM INC	1.58%	International equities	United States	
7 TAIWAN SEMICON MANUFACTURING CO LTD	1.47%	International equities	Taiwan	
8 AUCKLAND INTERNATIONAL AIRPORT LTD	1.45%	Australasian equities	New Zealand	
9 TESLA INC	1.31%	International equities	United States	
10 ASB Bank Account NZD	1.31%	Cash and cash equivalents	New Zealand	A-1+

The top 10 investments make up 20.53% of the fund.

Key personnel

This shows the directors and employees who have the most influence on the investment decisions of the fund.

Name	Current position	Time in current position	Previous or other position	Time in previous or other position
1 Frank Jasper	Investment Committee member	3 years, 5 months	Chief Investment Officer, ASB (current position)	0 years, 7 months
2 Jax Mitchell	Investment Committee member	3 years, 2 months	GM Wealth, Insurance & Partnerships, ASB Bank (current position)	3 years, 2 months
3 Stephen Moir	Investment Committee Chairman	2 years, 7 months	Investment Committee member	4 years, 11 months
4 Jonathan Oram	Investment Committee member	1 year, 8 months	Executive GM Corporate Banking, ASB Bank (current position)	2 years, 2 months
5 Justine Sefton	Investment Committee member	3 years, 5 months	Member/Deputy-Chair of the Impact Investment Network Aotearoa NZ (current position)	5 years, 7 months
6 John Smith	Investment Committee member	14 years, 7 months	Head of Asset Management, ASB Bank	13 years, 1 month

Further information

You can also obtain this information, the PDS for ASB Investment Funds, and some additional information from the offer register at disclose-register.companiesoffice.govt.nz (search for ASB Investment Funds).

Notes

Interests in the ASB Investment Funds are issued by ASB Group Investments Limited, a wholly owned subsidiary of ASB Bank Limited. Neither ASB Bank Limited nor any other person guarantees the interests in the ASB Investment Funds.

^This is an allocation to listed infrastructure.