



Fund Update

For the quarter ended 31 March 2025

- Russell Investment Funds
- Russell Investments NZ Fixed Interest Fund

This fund update was first made publicly available on: 01 May 2025

What is the purpose of this update?

This document tells you how the Russell Investments NZ Fixed Interest Fund has performed and what fees were charged. The document will help you to compare the fund with other funds. FundRock NZ Limited prepared this update in accordance with the Financial Markets Conduct Act 2013. This information is not audited and may be updated.

Description of this fund


Objective: To provide a total return, before costs and tax, higher than the Bloomberg NZBond Composite 0+ Yr Index over the long term.

Strategy: The underlying investment exposure is typically comprised of government fixed income securities, bank bills and cash equivalents, and securities issued by local authorities, semi-government organisations, and corporations, as well as to mortgage backed and asset backed securities. The underlying investment portfolio may from time to time be exposed to low grade or unrated debt securities to a limited extent, and derivatives. The fund also has the ability to invest in the Australian fixed income market either through Australian dollar denominated debt securities or derivative instruments.

Total value of the fund	\$149,359,207
The date the fund started	14 February 2013

What are the risks of investing?

Risk indicator for the Russell Investments NZ Fixed Interest Fund.



The risk indicator is rated from 1 (low) to 7 (high). The rating reflects how much the value of the fund's assets goes up and down. A higher risk generally means higher potential returns over time, but more ups and downs along the way.

To help you clarify your own attitude to risk, you can seek financial advice or work out your risk profile at <https://sorted.org.nz/>.



Note that even the lowest category does not mean a risk-free investment, and there are other risks that are not captured by this rating.

This risk indicator is not a guarantee of a fund's future performance. The risk indicator is based on the returns data for 5 years to 31 Mar 2025. While risk indicators are usually relatively stable, they do shift from time to time. The risk indicator will continue to be updated in future fund updates.

See the product disclosure statement (**PDS**) for more information about the risks associated with investing in this fund.

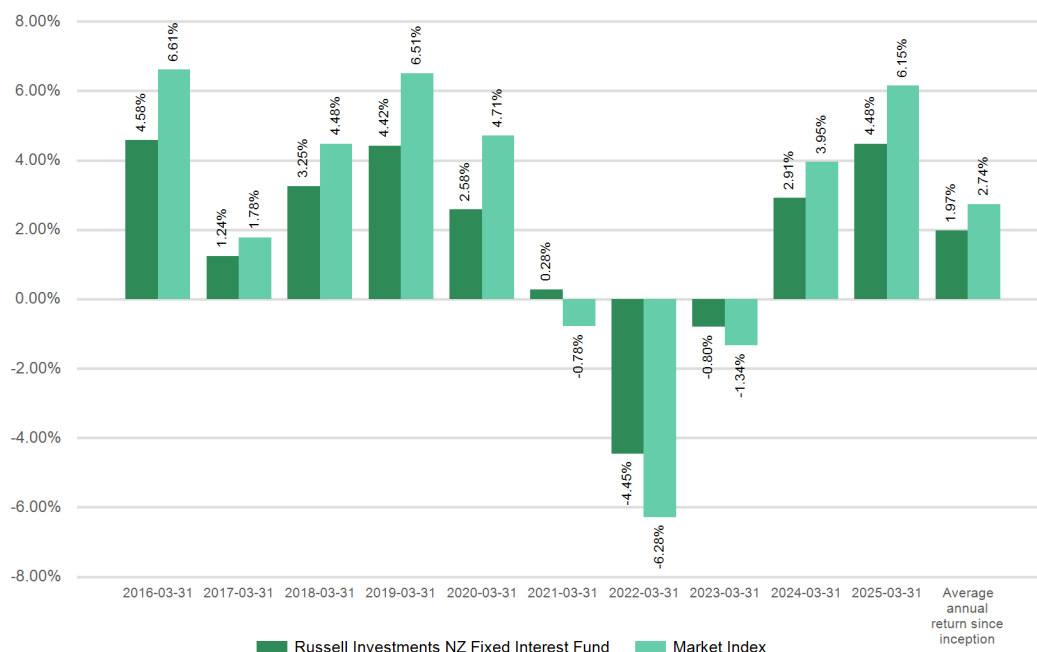
How has the fund performed?

	Average over past 5 years	Past year
Annual return (after deductions for charges and tax)	0.44%	4.48%
Annual return (after deductions for charges but before tax)	0.58%	6.24%
Market index annual return (reflects no deduction for charges and tax)	0.25%	6.15%

The market index return is Bloomberg NZBond Composite 0+ Yr Index. The market index return is the Bloomberg NZBond Composite 0+ Yr Index. From 1 December 2014 to 28 June 2019, the market index was a composite comprising 75% of the S&P/NZX NZ Government Stock Index and 25% of the S&P/NZX A Grade Corporate Bond Index. Before 1 December 2014 the market index was the ANZ NZ Government Stock Index

Additional information about the market index is available on the offer register at <https://disclose-register.companiesoffice.govt.nz>.

Annual Return Graph See note 1



This shows the return after fund charges and tax for each year ending 31 March since the fund started. The last bar shows the average annual return since the fund started, up to 31 March 2025.

Important: This does not tell you how the fund will perform in the future.

Returns in this update are after tax at the highest prescribed investor rate (PIR) of tax for an individual New Zealand resident. Your tax may be lower.

What fees are investors charged?

Investors in the Russell Investments NZ Fixed Interest Fund are charged fund charges. In the year to 31 March 2024 these were:

	% of net asset value (inc. GST)
Total fund charges	0.51%
Which are made up of:	
Total manager and admin charges (inc. GST)	0.51%
Including:	
Manager's basic fee (inc. GST)	0.42%
Other management and administration charges	0.09%
Total performance-based fees	0.00%



Investors may also be charged individual action fees for specific actions or decisions (for example, for withdrawing from or switching funds). See the PDS for the Russell Investments NZ Fixed Interest Fund on the offer register at <https://disclose-register.companiesoffice.govt.nz> for more information about those fees.

Example of how this applies to an investor

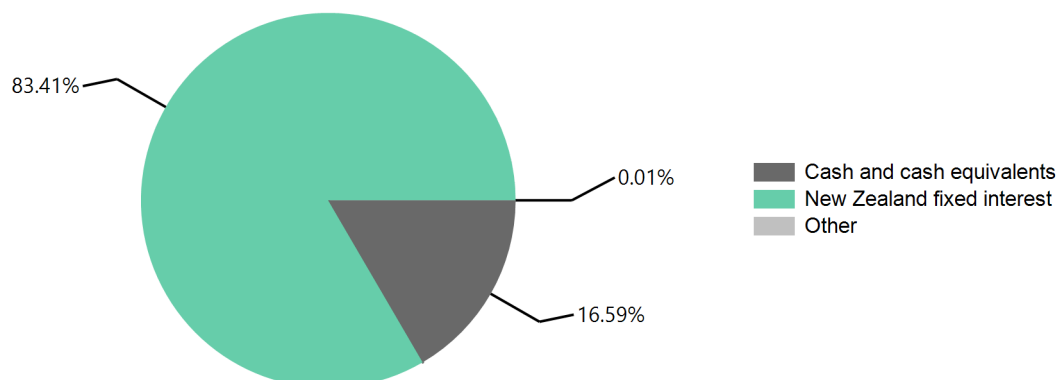
Small differences in fees and charges can have a big impact on your investment over the long term.

Anthony had \$10,000 in the fund at the start of the year and did not make any further contributions. At the end of the year, Anthony received a return after fund charges were deducted of \$624 (that is 6.24% of his initial \$10,000). This gives Anthony a return after tax of \$448 for the year.

What does the fund invest in?

This shows the types of assets that the fund invests in.

Actual Investment Mix




Foreign currency was not hedged to New Zealand dollars as at 31 March 2025

Note: "Other" includes derivatives and global bond futures.

The fund's foreign currency fixed interest securities are largely hedged back to the New Zealand dollar. Investment in international fixed interest is restricted to the Australian fixed income market either through Australian denominated debt securities or derivative instruments.

Target Investment Mix



"New Zealand fixed interest" may include international fixed interest.

Top 10 investments

	Asset Name	% of Fund net assets	Type	Country	Credit Rating (if applicable)
1	Cash at Bank (BNZ)	15.00%	Cash and cash equivalents	NZ	AA-
2	NZGB 1.5% 15/05/2031	7.10%	New Zealand fixed interest	NZ	AAA
3	NZGV 4.5% 15/05/2035	4.28%	New Zealand fixed interest	NZ	AAA
4	NZGB 3.5% 14/04/2033	4.25%	New Zealand fixed interest	NZ	AAA
5	NZGB 4.25% 15/05/2034	3.60%	New Zealand fixed interest	NZ	AAA
6	NZGB 2.75% 15/04/2037	3.25%	New Zealand fixed interest	NZ	AAA
7	NZGB 1.75% 15/05/2041	2.89%	New Zealand fixed interest	NZ	AAA
8	NZGB 4.50% 15/04/2027	2.89%	New Zealand fixed interest	NZ	AAA
9	NZGV 0.25% 15/05/2028	2.84%	New Zealand fixed interest	NZ	AAA
10	NZGB 2% 15/05/2032	2.70%	New Zealand fixed interest	NZ	AAA

The top 10 investments make up 48.80% of the net asset value of the fund.

Key Personnel

Name	Current position	Time in current position	Previous or other current position	Time in previous or other current position
Anthony Kirkham	Head of Investment Management, Western Asset Management Co.	19 years 5 months	Deputy Head of Fixed Income, Citigroup	6 years 5 months
Clive Smith	Senior Portfolio Manager, Russell Investments	21 years 9 months	Portfolio Manager, Tower (Australia)	8 years 3 months
Mark Brown	Director, Fixed Interest Portfolio Manager, Harbour Asset Management	14 years 6 months	Portfolio Manager, AllianceBernstein (NZ)	16 years 5 months
Sean Rogan	Senior Credit Analyst, Western Asset Management Co.	19 years 5 months	Research Analyst, Citigroup	3 years 7 months
Simon Pannett	Director, Senior Credit Analyst, Harbour Asset Management	11 years 8 months	Investment Solutions, UK Investment Analyst	2 years 4 months

Further information

You can also obtain this information, the PDS for the Russell Investment Funds, and some additional information from the offer register at <https://disclose-register.companiesoffice.govt.nz>.



Notes

1. The bar chart shows fund returns after deducting fees and tax. Tax is deducted at the highest Prescribed Investor Rate of 28%. However, the market index returns are shown before deducting fees and tax.