

30 June 2022

# AMP Investment Trust

## Product Disclosure Statement

This is a replacement product disclosure statement which replaces the product disclosure statement dated 1 April 2022.

Offer of units in the AMP Investment Trust - closed to new investors

Issued by AMP Wealth Management New Zealand Limited

This document gives you important information about this investment to help you decide whether you want to invest. There is other useful information about this offer on [disclose-register.companiesoffice.govt.nz](https://disclose-register.companiesoffice.govt.nz). AMP Wealth Management New Zealand Limited has prepared this document in accordance with the Financial Markets Conduct Act 2013. You can also seek advice from a financial advice provider to help you to make an investment decision.



*A little help.*



# 1. Key information summary

## What is this?

This is a managed investment scheme. Your money will be pooled with other investors' money and invested in various investments. AMP Wealth Management New Zealand Limited (AMP, we, our, or us) will invest your money and charge you a fee for its services. The returns you receive are dependent on the investment decisions of AMP and the performance of the investments. The value of those investments may go up or down. The types of investments and the fees you'll be charged are described in this document.

## What will your money be invested in?

There are 11 investment options within the AMP Investment Trust (AIT or Scheme) offered under this Product Disclosure Statement (PDS).

These investment options are summarised below. More information about the investment target and strategy for each investment option is provided at section 3 'Description of your investment option(s)'.

See section 4 'What are the risks of investing?' for an explanation of the risk indicator and for information about other risks that are not included in the risk indicator. To help you clarify your own attitude to risk, you can seek financial advice or work out your risk profile at [sorted.org.nz/tools/investor-kickstarter](https://sorted.org.nz/tools/investor-kickstarter).

Name	Brief description of fund and investment objective	Risk indicator	Annual fund charges (% p.a. estimated)	Contribution fee (maximum % per contribution)^
<b>Diversified funds</b>				
<b>AMP Select Conservative Fund</b>	<p><b>Description:</b> A well-diversified portfolio primarily investing in income assets with a conservative allocation to growth assets.</p> <p><b>Objective:</b> To achieve modest to medium returns.</p>	<p>← Potentially lower returns Potentially higher returns →</p> <p>1 2 3 4 5 6 7</p> <p>← Lower risk Higher risk →</p>	1.76%	5%
<b>AMP Select Balanced Fund</b>	<p><b>Description:</b> A well-diversified portfolio with a balance of risk through holding growth and income assets.</p> <p><b>Objective:</b> To achieve medium returns.</p>	<p>← Potentially lower returns Potentially higher returns →</p> <p>1 2 3 4 5 6 7</p> <p>← Lower risk Higher risk →</p>	1.81%	5%
<b>AMP Select Growth Fund</b>	<p><b>Description:</b> A well-diversified portfolio primarily holding growth assets with a low allocation to income assets.</p> <p><b>Objective:</b> To achieve high returns.</p>	<p>← Potentially lower returns Potentially higher returns →</p> <p>1 2 3 4 5 6 7</p> <p>← Lower risk Higher risk →</p>	1.87%	5%
<b>Single sector funds</b>				
<b>AMP Select Income Fund</b>	<p><b>Description:</b> A fund that invests in NZ fixed interest and cash assets.</p> <p><b>Objective:</b> To preserve the value of your investment.</p>	<p>← Potentially lower returns Potentially higher returns →</p> <p>1 2 3 4 5 6 7</p> <p>← Lower risk Higher risk →</p>	1.39%	5%
<b>AMP Select Cash Fund</b>	<p><b>Description:</b> A fund that primarily invests in cash and short-term deposits.</p> <p><b>Objective:</b> To achieve modest, stable returns with a low level of investment risk.</p>	<p>← Potentially lower returns Potentially higher returns →</p> <p>1 2 3 4 5 6 7</p> <p>← Lower risk Higher risk →</p>	0.84%	5%

Name	Brief description of fund and investment objective	Risk indicator	Annual fund charges (% p.a. estimated)	Contribution fee (maximum % per contribution)^
AMP Global Fixed Interest Fund No. 2	<b>Description:</b> A fund that invests in fixed interest securities issued in bond markets around the world.  <b>Objective:</b> To primarily preserve the value of your investment with some capital growth.		0.91%	5%
AMP New Zealand Shares Fund	<b>Description:</b> A fund that provides investors with exposure to New Zealand equities.  <b>Objective:</b> To achieve long-term capital growth.		1.15%	5%
AMP New Zealand Shares Fund No. 2	<b>Description:</b> A fund that provides investors with exposure to New Zealand equities.  <b>Objective:</b> To achieve long-term capital growth.		1.15%	5%
AMP International Shares Fund No. 2	<b>Description:</b> A fund that provides investors with exposure to global equities.  <b>Objective:</b> To achieve long-term capital growth.		1.11%	5%
AMP International Shares Fund No. 3	<b>Description:</b> A fund that provides investors with exposure to global equities.  <b>Objective:</b> To achieve long-term capital growth.		1.11%	5%
AMP International Shares Fund No. 4	<b>Description:</b> A fund that provides investors with exposure to global equities.  <b>Objective:</b> To achieve long term capital growth.		1.11%	5%

^ Contribution fee only applies if you've been investing in these funds since before 1 July 2011. See section 5 'What are the fees?' for further details.

## Who manages the AMP Investment Trust?

AMP is the manager of the Scheme. See section 7 'Who is involved?' for details.

## How can you get your money out?

Investments in the Scheme are redeemable provided you meet minimum withdrawal and balance levels.

Your investment in these units in the Scheme can be sold but there is no established market for trading these financial products. This means that you may not be able to find a buyer for your investment.

We may suspend withdrawals in certain circumstances if we think it would be impractical or materially prejudicial to investors generally to give effect to withdrawals.

For more information about when you can withdraw, see section 2 'How does this investment work?'.

## How will your investment be taxed?

The Scheme is a portfolio investment entity (PIE).

The amount of tax you pay in respect of a PIE is based on your prescribed investor rate (PIR). This can be 0%, 10.5%, 17.5% or 28%. See section 6 'What taxes will you pay?' on page 12 for more information.

## Where can you find more key information?

AMP is required to publish quarterly fund updates for each fund. The fund updates show the returns, and the total fees actually charged to investors, during the previous year. The latest fund updates are available at [amp.co.nz/ait-qfu](http://amp.co.nz/ait-qfu). The manager will also give you copies of those documents on request.

# Table of contents

	Page
1. Key information summary	2
2. How does this investment work?	5
3. Description of your investment option(s)	6
4. What are the risks of investing?	10
5. What are the fees?	11
6. What taxes will you pay?	12
7. Who is involved?	12
8. How to complain	13
9. Where you can find more information	13
10. How to apply	13

## 2. How does this investment work?

This PDS offers you units in the investment funds set out on pages 7 to 9 within the Scheme provided you are currently invested in that particular fund. AMP is currently not accepting applications from new investors for these funds, except by invitation from AMP, and may accept or decline applications at its discretion. The Scheme is registered under the Financial Markets Conduct Act 2013.

In making an investment decision, we recommend you seek advice from a financial advice provider. You can do this through your own Adviser or, if you don't have one, go to [amp.co.nz](http://amp.co.nz) to find an Adviser near you.

### About the Scheme

The Scheme is a managed investment scheme. The key benefits of investing in the Scheme are:

- flexible investment as it gives you control of which funds to invest in and you can decide when to make withdrawals;
- having greater access to investments you may otherwise not be able to access as an individual as your money is pooled with other investors' money and invested by AMP;
- having your investment managed by experienced professionals – which is beneficial if you don't want to manage your own investment;
- having access to a range of investment funds, you can choose from the funds set out on pages 7 to 9 if you are currently invested in that particular fund or any other funds within the Scheme which are set out in the AIT – open to new investment and investors and AIT – eInvest Funds PDS's. Investment in the funds offered in the AIT – eInvest Funds is only available via a Service Provider – refer to that PDS for more information.

The Scheme is structured as a unitised trust which is divided into a number of separate funds. Each fund invests into underlying assets. The Scheme is governed by the trust deed between AMP and The New Zealand Guardian Trust Company Limited (Supervisor). Each fund's assets are held on trust by the Supervisor or its appointed custodian.

As an investor, you buy 'units' that represent your share in the relevant fund(s), although you don't acquire an interest in any particular asset of the Scheme or asset of any particular fund.

Generally, the difference between the price at which you buy units in a fund and withdraw them is your return. Each fund's unit price is determined by the value of its assets, less fees and expenses. The funds currently do not distribute income.

All liabilities incurred in relation to a fund (for example, the expenses of buying investments for that fund) can only be met from the assets of that fund. The assets of one fund cannot be used to meet the liabilities of another fund within the Scheme.

If you currently have a Cash Management Account (CMA) facility, this is where the money associated with your investments flows in and out. For more information on how the CMA facility works refer to the 'AMP Investment Trust - Investing and withdrawing' document available from [amp.co.nz/forms](http://amp.co.nz/forms).

### Making investments

Individuals, trusts, companies and partnerships can all invest in the funds offered in this PDS provided they are currently invested in that particular fund, or are invited by AMP to invest in another fund offered under this PDS. You can also hold a joint account with another individual. These funds are only available for investment from within New Zealand.

You choose the amount you wish to invest and how often investments are made provided you maintain a minimum of \$1,000 in each of your chosen funds. After the initial investment, there is no obligation to make additional investments.

Your units will be issued at the unit price for the fund you've chosen applying on the valuation day for which your application is effective. If we receive your application prior to 5:00pm on a business day, your application will be effective for the next valuation day. If we receive your application after 5:00pm or on a non-business day, your application will be treated as having been received on the next business day. Valuation days are every business day unless valuations are suspended by AMP.

You can make regular or lump sum payments as set out below :

Payment Option	How to Invest?
<b>Regular payments</b>	<p>Regular payments can be made by direct debit.</p> <p><b>How to set up a direct debit:</b> Complete the Direct Debit Authority available on <a href="http://amp.co.nz/forms">amp.co.nz/forms</a>. You'll also need to tell us how you want your payment invested.</p> <p><b>Frequency:</b> Weekly, fortnightly, four-weekly, monthly or quarterly.</p> <p><b>Minimum amount:</b> \$50 per payment.</p> <p><b>Yearly increase facility:</b> You can choose to use our yearly increase facility where your direct debit amount increases each year. Refer to the 'AMP Investment Trust - Investing and withdrawing' document for more information.</p>
<b>Lump-sum payments</b>	<p><b>How to make a lump-sum payment:</b> You can make lump-sum payments by internet banking or direct credit.</p> <p>You need to complete the 'Additional contributions form', available from <a href="http://amp.co.nz/forms">amp.co.nz/forms</a>, and give the completed form to your Adviser or send it to Customer Services.</p> <p><b>Frequency:</b> As often as you like.</p> <p><b>Minimum amount:</b> Each lump-sum payment must be a minimum of \$250.</p>

For more information about investing, see the 'AMP Investment Trust - Investing and withdrawing' document available from [amp.co.nz/forms](http://amp.co.nz/forms).

## Withdrawing your investments

You can withdraw from the fund or funds at any time. You need to complete the "Withdrawing funds form" confirming the amount you wish to withdraw and from which fund or funds and provide this to your Adviser or send it directly to Customer Services.

Withdrawals may be made by way of regular payments or as a lump sum. The minimum lump sum withdrawal amount is \$500 while the minimum regular withdrawal amount is \$100. Regular withdrawals can be made monthly or quarterly. The minimum amount that must remain in each fund after a withdrawal is \$1,000.

If we receive your withdrawal request before 5:00pm on a valuation day, your withdrawal will be determined at the unit price applying on that day, unless we determine it is not reasonably practicable for withdrawals to be effective for that day (in which case the unit price applying on the next valuation day will be used). If we receive your application after 5:00pm or on a day that is not a valuation day, your application will be treated as having been received on the next valuation day.

You can transfer your holdings in a fund to another person or party subject to the prescribed minimum balances. A transfer is treated as a withdrawal of units from one fund and an application for units in another fund.

We may at any time suspend (delay) processing withdrawal, transfer or switch requests if we think it would be impractical or materially prejudicial to the interests of investors generally to process them. The suspension may only exceed 90 days (or, in the case of any request to transfer your investment to someone else, 30 business days) if the Supervisor has given its prior approval. For more information about withdrawals, see the 'AMP Investment Trust - Investing and withdrawing' document available from [amp.co.nz/forms](http://amp.co.nz/forms).

There may be a delay in processing withdrawals over 31 March annually due to the finalisation and filing of investors' PIE tax with IRD.

## How to switch between funds

You can generally switch your investment to another fund offered in this PDS if you are currently invested in that particular fund, or are invited by AMP to invest in another fund offered under this PDS, or to any of the funds offered in the AIT – open to new investment and investors PDS at any time. Switches are subject to the restrictions on withdrawals noted above.

A switch is treated as a withdrawal of units from one fund and an application for units in another fund. All the conditions and restrictions on making investments and withdrawals will therefore apply.










To complete a switch you will need to complete a 'Changing your investments form' available from [amp.co.nz/forms](http://amp.co.nz/forms). There are no restrictions on the number of switches that you can request.

## 3. Description of your investment option(s)


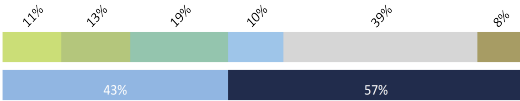
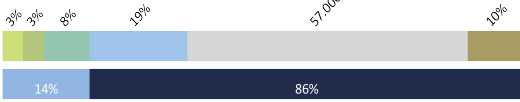
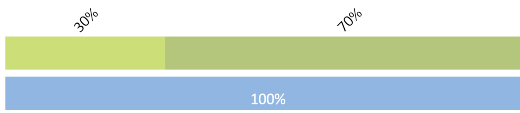
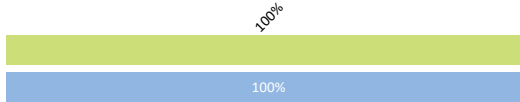
AMP believes that the target investment mix drives the majority of the returns available in the market. We believe that it is difficult to consistently outperform the market via the adoption of short term active positions, and that keeping investment costs down is an important component of returns. Accordingly, for the "AMP"-branded funds, we will access returns using mainly index management strategies within asset classes.

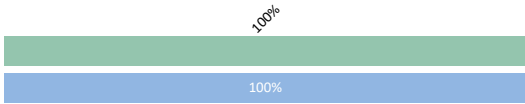
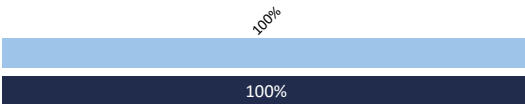
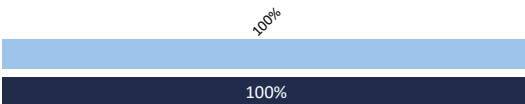


We also believe investing sustainably will deliver long-term returns in line with or better than the broader market index. We have a clear approach to sustainable investing that avoids investing in companies that are involved in businesses or sectors that are our focus areas in terms of non-sustainability. For more information on the sustainable investment philosophy, refer to [amp.co.nz/si](http://amp.co.nz/si).

### Target investment mix legend



	Cash and cash equivalents
	NZ fixed interest
	International fixed interest
	New Zealand equities
	Australasian equities
	International equities
	International equities - developed markets
	International equities - emerging markets
	Income assets
	Growth assets



Fund name	Investment objective and strategy summary (including target investment mix)	Risk indicator	Minimum suggested investment time frame
<b>Diversified Funds</b>			
<b>AMP Select Conservative Fund</b>	<p>To achieve modest to medium returns – in exchange there may be small movements up and down in the value of your investments.</p> <p>To provide a well-diversified portfolio that primarily invests in lower-risk income assets with a conservative allocation to growth assets.</p> <p><b>Target investment mix</b></p> 	<p>← Potentially lower returns      Potentially higher returns →</p> <p>1 2 3 4 5 6 7</p> <p>← Lower risk      Higher risk →</p>	2 years
<b>AMP Select Balanced Fund</b>	<p>To achieve medium returns – in exchange there will be some movements up and down in the value of your investments.</p> <p>To provide a well-diversified portfolio that has a balance of risk through holding growth assets and an allocation to lower-risk income assets.</p> <p><b>Target investment mix</b></p> 	<p>← Potentially lower returns      Potentially higher returns →</p> <p>1 2 3 4 5 6 7</p> <p>← Lower risk      Higher risk →</p>	4 years
<b>AMP Select Growth Fund</b>	<p>To achieve high returns – in exchange there will be larger movements up and down in the value of your investments.</p> <p>To provide a well-diversified portfolio that aims to provide growth, primarily through holding growth assets. The fund has a low allocation to income assets.</p> <p><b>Target investment mix</b></p> 	<p>← Potentially lower returns      Potentially higher returns →</p> <p>1 2 3 4 5 6 7</p> <p>← Lower risk      Higher risk →</p>	10 years
<b>Single Sector Funds</b>			
<b>AMP Select Income Fund</b>	<p>To preserve the value of your investment by investing in NZ fixed interest and cash assets.</p> <p><b>Target investment mix</b></p> 	<p>← Potentially lower returns      Potentially higher returns →</p> <p>1 2 3 4 5 6 7</p> <p>← Lower risk      Higher risk →</p>	2 years
<b>AMP Select Cash Fund</b>	<p>To achieve modest, stable returns with a very low level of investment risk – in exchange there should be no significant short-term movements up and down in the value of your investments.</p> <p>Investment is primarily in cash and short-term deposits.</p> <p><b>Target investment mix</b></p> 	<p>← Potentially lower returns      Potentially higher returns →</p> <p>1 2 3 4 5 6 7</p> <p>← Lower risk      Higher risk →</p>	1 year

Fund name	Investment objective and strategy summary (including target investment mix)	Risk indicator	Minimum suggested investment time frame
Single Sector Funds			
<b>AMP Global Fixed Interest Fund No. 2</b>	<p>To primarily preserve the value of your investment with some capital growth by investing in fixed interest securities issued in bond markets around the world (which may include NZ bond markets for this fund).</p> <p><b>Target investment mix</b></p> 	<p>← Potentially lower returns      Potentially higher returns →</p> <p>1 2 3 4 5 6 7</p> <p>← Lower risk      Higher risk →</p>	3 years
<b>AMP New Zealand Shares Fund</b>	<p>This is a single sector fund with exposure to New Zealand equity securities.</p> <p>The fund aims to achieve long term capital growth through exposure to New Zealand shares.</p> <p><b>Target investment mix</b></p> 	<p>← Potentially lower returns      Potentially higher returns →</p> <p>1 2 3 4 5 6 7</p> <p>← Lower risk      Higher risk →</p>	10 years
<b>AMP New Zealand Shares Fund No. 2</b>	<p>This is a single sector fund with exposure to New Zealand equity securities.</p> <p>The fund aims to achieve long term capital growth through exposure to New Zealand shares.</p> <p><b>Target investment mix</b></p> 	<p>← Potentially lower returns      Potentially higher returns →</p> <p>1 2 3 4 5 6 7</p> <p>← Lower risk      Higher risk →</p>	10 years
<b>AMP International Shares Fund No. 2</b>	<p>To achieve long term capital growth through exposure to equities of companies listed on stock exchanges around the world.</p> <p>To provide investors with exposure to a diversified international equities portfolio.</p> <p><b>Target investment mix</b></p> 	<p>← Potentially lower returns      Potentially higher returns →</p> <p>1 2 3 4 5 6 7</p> <p>← Lower risk      Higher risk →</p>	10 years
<b>AMP International Shares Fund No. 3</b>	<p>To achieve long term capital growth through exposure to equities of companies listed on stock exchanges around the world.</p> <p>To provide investors with exposure to a diversified international equities portfolio.</p> <p><b>Target investment mix</b></p> 	<p>← Potentially lower returns      Potentially higher returns →</p> <p>1 2 3 4 5 6 7</p> <p>← Lower risk      Higher risk →</p>	10 years



Fund name	Investment objective and strategy summary (including target investment mix)	Risk indicator	Minimum suggested investment time frame
Single Sector Funds			
AMP International Shares Fund No. 4	<p>To achieve long term capital growth through exposure to equities of companies listed on stock exchanges around the world.</p> <p>To provide investors with exposure to a diversified international equities portfolio.</p> <p><b>Target investment mix</b></p>  <p>A horizontal bar chart showing the target investment mix. The bar is divided into two segments: a light grey segment at the top labeled '100%' and a dark blue segment at the bottom labeled '100%'. The total length of the bar represents 100% of the portfolio.</p>	<p>Potentially lower returns      Potentially higher returns</p> <p>← 1 2 3 4 5 6 7 →</p> <p>← Lower risk      Higher risk →</p>  <p>A risk indicator scale from 1 to 7. Above the scale, 'Potentially lower returns' is on the left and 'Potentially higher returns' is on the right. Below the scale, 'Lower risk' is on the left and 'Higher risk' is on the right. The scale consists of seven boxes numbered 1 to 7. Box 6 is highlighted in dark blue, while boxes 1-5 are light blue and box 7 is medium blue.</p>	10 years

The Statement of Investment Policy and Objectives (SIPO) sets out the investment policies and objectives for each fund. We may change the SIPO for any fund without notifying you. We will give the Supervisor prior notice of any changes.

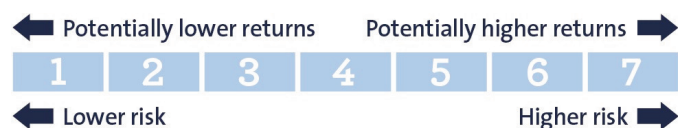
The updated SIPO is available, free of charge, from the AMP website at [amp.co.nz/forms](https://amp.co.nz/forms) under AMP Investment Trust. Material changes to the SIPO will be described in the Scheme's annual report.

Further information about the assets in each fund can be found in the fund updates at [amp.co.nz/ait-qfu](https://amp.co.nz/ait-qfu).

## 4. What are the risks of investing?

### Understanding the risk indicator

Managed funds in New Zealand must have a standard risk indicator. The risk indicator is designed to help investors understand the uncertainties both for loss and growth that may affect their investment. You can compare funds using the risk indicator.



For the filled-in risk indicator for each fund detailed in this PDS, see section 1 'Key information summary'.

The risk indicator is rated from 1 (low) to 7 (high). The rating reflects how much the value of the fund's assets goes up and down (volatility). A higher risk generally means higher potential returns over time, but more ups and downs along the way.

To help you clarify your own attitude to risk, you can seek financial advice or work out your risk profile at [sorted.org.nz/tools/investor-kickstarter](https://sorted.org.nz/tools/investor-kickstarter).

Note that even the lowest category doesn't mean a risk-free investment, and there are other risks (described under the heading 'Other specific risks') that are not captured by this rating.

This risk indicator is not a guarantee of a fund's future performance. The risk indicator is based on the returns data for the 5 years to 31 March 2022. While risk indicators are usually relatively stable, they do shift from time to time. You can see the most recent risk indicator in the latest fund updates for each fund.

### General investment risks

Some of the things that may cause the fund's value to move up and down, which affect the risk indicator, are:

Investment risks	Description
Asset allocation risk	Risk of negative or lower than expected returns from the funds' investments in that particular sector, as different assets have different levels and types of risk. For example, equities and property are considered riskier and exposed to more volatility of investment returns than cash and fixed interest assets.
Market risk	Risk that the funds' investment return will fluctuate as a result of changes in market conditions. These conditions include economic and regulatory conditions, political events, environmental and technological issues.
Currency risk	Risk that the value of a financial instrument will fluctuate as a result of changes in foreign exchange rates. Investments denominated in foreign currencies will fall if the New Zealand Dollar strengthens against those currencies, all else being equal.
Interest rate risk	Risk that the funds' investment return will fluctuate as a result of changes in interest rates. The funds' exposure to interest rate risk primarily arises from investments in interest-bearing instruments such as cash and bonds, but can also affect property and share investments.
Credit risk	Risk that a borrower may default on their financial obligations, either in whole or in part, under a contract. The impact of this will be a reduction in the level of returns or the full amount of the investment not being recovered.
Liquidity risk	Risk that the funds will experience difficulty in either realising assets or otherwise raising sufficient funds to satisfy financial obligations. Low liquidity means it may not be possible to sell assets at the desired time at fair value. This will impact the funds' ability to pay withdrawal requests as required.

### Other specific risks

There are factors that impact investors' returns that are not reflected in the risk indicators. These risks relate to AMP's investment strategy, including the selection of the underlying fund managers. The underlying fund managers have their own approaches in selecting which investments to buy and sell and there will be times when market conditions result in a particular style doing better than others or not so well, and investors' returns will move up and down accordingly. To reduce this risk, AMP actively monitors BlackRock to ensure it aligns to our investment strategy guidelines.

Other specific risks include fund of funds risk, service provider risk and concentration risk. Details of these, and other general risks, can be found in the 'AMP Investment Trust - Risks' document on the Scheme's offer register entry at [disclose-register.companiesoffice.govt.nz](https://disclose-register.companiesoffice.govt.nz).

## 5. What are the fees?

You'll be charged fees for investing in the Scheme. Fees are deducted from your investment and will reduce your returns. If AMP invests in other funds, those funds may also charge fees. The fees you pay will be charged in two ways:

- regular charges (for example, annual fund charges). Small differences in these fees can have a big impact on your investment over the long term;
- one-off fees (for example, contribution fees).

These are as follows for the funds offered in this PDS:

Fund	Management fee*	Costs and expenses (estimated)*	Total annual fund charges (estimated)*
<b>Diversified funds</b>			
AMP Select Conservative Fund	1.55%	0.21%	<b>1.76%</b>
AMP Select Balanced Fund	1.60%	0.21%	<b>1.81%</b>
AMP Select Growth Fund	1.65%	0.22%	<b>1.87%</b>
<b>Single sector funds</b>			
AMP Select Income Fund	1.20%	0.19%	<b>1.39%</b>
AMP Select Cash Fund	0.65%	0.19%	<b>0.84%</b>
AMP Global Fixed Interest Fund No. 2	0.50%	0.41%	<b>0.91%</b>
AMP New Zealand Shares Fund	0.55%	0.60%	<b>1.15%</b>
AMP New Zealand Shares Fund No. 2	0.55%	0.60%	<b>1.15%</b>
AMP International Shares Fund No. 2	0.50%	0.61%	<b>1.11%</b>
AMP International Shares Fund No. 3	0.50%	0.61%	<b>1.11%</b>
AMP International Shares Fund No. 4	0.50%	0.61%	<b>1.11%</b>

\*Percentage of net asset value

Description of the above fee categories:

Fee	Description	How is the fee paid?
Annual fund charges	<b>Management fee</b>	<b>Management fee</b>
	Used to pay for the investment management services and the Supervisor's fee. For the diversified funds, the AMP Select Cash Fund and the AMP Select Income Fund, the management fee is also used to pay for the administration fee. The administration fee is used to pay for the administration costs incurred in running the funds.	Deducted from, and reflected in the unit price of, the funds concerned.
	<b>Costs and expenses</b>	<b>Cost and expenses</b>
	<b>Administration fee</b> For the single sector funds (excluding the AMP Select Cash Fund and AMP Select Income Fund) the administration fee is used to pay for the administration costs incurred in running the funds. <b>Other costs and expenses</b> These include the costs and expenses charged by the underlying funds and expenses incurred in running the funds. These include accounting, audit, and regulatory compliance costs. These charges are estimated.	<b>Administration fee</b> For the single sector funds (excluding the AMP Select Cash Fund and AMP Select Income Fund) the administration fee included within the cost and expenses is deducted from your CMA every month. <b>Other costs and expenses</b> Deducted from, and reflected in the unit price of, the funds concerned.

All fees are disclosed on a before-tax basis. GST will be added to fees and may be included in expenses, where applicable. See the 'AMP Investment Trust - Fees and other charges' document on the AMP website at [amp.co.nz/forms](http://amp.co.nz/forms) for more information.

## Individual action fees

### Contribution fee

We may deduct a contribution fee for purchase of units up to 5% of each payment. This fee is deducted from each contribution received and paid to your Adviser – you will have agreed this fee with your Adviser. We will not charge this fee if you signed up to the funds after 1 July 2011.

There are currently no establishment, termination or withdrawal fees charged. You may be charged other fees on an individual basis for investor-specific decisions or actions. Further information is in the 'AMP Investment Trust - Fees and other charges' document at [amp.co.nz/forms](http://amp.co.nz/forms).

### Example of how fees apply to an investor

Rachel invests \$10,000 in the AMP Select Conservative Fund. She is charged a contribution fee of \$500 (5% of \$10,000). This brings the starting value of her investment to \$9,500. She is also charged annual fund charges, which work out to about \$167.20 (1.76% of \$9,500). These fees might be more or less if her account balance has increased or decreased over the year.

### Estimated total fees for the year

Individual action fees: \$500

Fund charges: \$167.20

Other charges: \$Nil

See the latest fund update for an example of the actual returns and fees investors were charged over the past year.

This example applies only to the AMP Select Conservative Fund. If you're considering investing in other funds in the Scheme, this example may not be representative of the actual fees you may be charged.

### Financial Adviser Fee/Service Provider Fee

Your Adviser may charge you fees to cover the cost of establishing or reviewing your investment plan and the ongoing services they provide. You agree the amount of these fees with your Adviser. AMP will deduct the fees from your CMA and pay them to your Adviser.

### The fees can be changed

The Supervisor's fee is covered by the annual fund charges. The Supervisor's fee can be changed with AMP's agreement.

We may waive part or all of any management fee or decrease any management fee. Subject to the trust deed we may increase the management fee in any fund by giving at least one month's prior notice to all affected investors of that fund.

AMP must publish a fund update for each fund showing the fees actually charged during the most recent year. Fund updates, including past updates, are available at [amp.co.nz/ait-qfu](http://amp.co.nz/ait-qfu).

## 6. What taxes will you pay?

The Scheme is a portfolio investment entity. The amount of tax you pay is based on your prescribed investor rate (PIR). To determine your PIR, go to [amp.co.nz/pie](http://amp.co.nz/pie). If you're unsure of your PIR, we recommend you seek professional advice or contact the Inland Revenue Department. It's **your** responsibility to tell AMP your PIR when you invest or if your PIR changes. If you don't tell AMP, a default rate may be applied. If the rate applied to your PIE income is lower than your correct PIR, you will be required to pay any tax shortfall as part of the income tax year-end process. If the rate applied to your PIE income is higher than your PIR, any tax over-withheld will be used to reduce any income tax liability you may have for the tax year and any remaining amount will be refunded to you.

For more information about the tax consequences, see the 'AMP Investment Trust - Tax' document on the AMP website at [amp.co.nz/forms](http://amp.co.nz/forms).

## 7. Who is involved?

### About AMP Wealth Management New Zealand Limited

Details about AMP are in the 'AMP Investment Trust – Who is involved?' document on the Scheme's offer register at [disclose-register.companiesoffice.govt.nz](http://disclose-register.companiesoffice.govt.nz).

**Address:** AMP Wealth Management New Zealand Limited  
Freepost 170, PO Box 55, Shortland Street  
Auckland 1140

**Telephone:** 0800 267 111

### Who else is involved?

	Name	Role
Supervisor	The New Zealand Guardian Trust Company Limited	Supervises AMP as the manager.
Custodian	The New Zealand Guardian Trust Company Limited through its subsidiary FS Nominees Limited	Holds the assets of the funds on behalf of investors.
Administration Manager	AMP Services (NZ) Limited	Provides administration functions.

## 8. How to complain

You can lodge a complaint as follows:

**Go to our website:** [amp.co.nz](http://amp.co.nz)  
**Email us at:** [investments@amp.co.nz](mailto:investments@amp.co.nz)  
**Call us on:** 0800 267 111, Monday to Friday 9am – 5pm  
**Write to us at:** Customer Response Manager  
AMP Wealth Management New Zealand Limited  
Freepost 170, PO Box 55, Shortland Street, Auckland 1140

If you've reached the end of our internal complaints process without your complaint being resolved, you can complain to our dispute resolution scheme, the Insurance & Financial Services Ombudsman Scheme by:

**Telephone:** 0800 888 202  
**Email:** [info@ifso.nz](mailto:info@ifso.nz)  
**Post:** PO Box 10-845  
Wellington 6143

You can also make a complaint to the Supervisor:

**Telephone:** 0800 300 299  
**Email:** [ct-wellington@nzgt.co.nz](mailto:ct-wellington@nzgt.co.nz)  
**Post:** Senior Relationship Manager, Corporate Trusts  
The New Zealand Guardian Trust Company Limited  
PO Box 3845  
Wellington 6140

If you've reached the end of the Supervisor's internal complaints process without your complaint being resolved, you can complain to the Supervisor's dispute resolution scheme, Financial Services Complaints Limited by:

**Telephone:** 0800 347 257  
**Email:** [complaints@fscl.org.nz](mailto:complaints@fscl.org.nz)  
**Post:** PO Box 5967  
Wellington 6140

There's no fee for either dispute resolution scheme to investigate/resolve complaints.

## 9. Where you can find more information

Further information relating to the Scheme, including financial statements, annual reports, fund updates, the trust deed, and SIPO, is on the offer register and scheme register at [disclose-register.companiesoffice.govt.nz](http://disclose-register.companiesoffice.govt.nz). A copy of information on the offer register and scheme register is available on request to the Registrar of Financial Service Providers.

Investors in the Scheme will also receive transaction statements at least in six monthly intervals. The statement will also show you how your balance is broken down between your funds. A transaction statement is available free of charge by contacting us.

We will also send you an annual PIE tax statement by 31 May each year, showing you how much PIE tax has been paid or rebated to you for the tax year.

Other general information about us and the funds is on our website at [amp.co.nz](http://amp.co.nz) or on request to AMP.

## 10. How to apply

We are currently not accepting applications for investment in the funds offered in this PDS other than from investors that are currently invested in that particular fund. To apply for additional units in a fund for which you currently hold investments in, please complete the 'additional contribution' form available on [amp.co.nz/forms](http://amp.co.nz/forms). Payment for your units will also need to be made, as set out in section 2, 'How does this investment work?'.

Phone 0800 267 111  
Email [investments@amp.co.nz](mailto:investments@amp.co.nz)  
Web [amp.co.nz](http://amp.co.nz)  
Follow Us On



### Want to know more?

For more information about the Scheme, please visit [amp.co.nz/ampinvestmenttrust](http://amp.co.nz/ampinvestmenttrust), contact us on 0800 267 111 or talk to your Adviser today.

*A little help.*

