

Fisher Funds Investment Series Fund Update

Trans Tasman Equity Trust

For the quarter ended: 30 September 2024
This fund update was first made publicly available on:
29 October 2024.

What is the purpose of this update?

This document tells you how the Trans Tasman Equity Trust has performed and what fees were charged. The document will help you to compare the fund with other funds. Fisher Funds Management Limited prepared this update in accordance with the Financial Markets Conduct Act 2013. This information is not audited and may be updated.

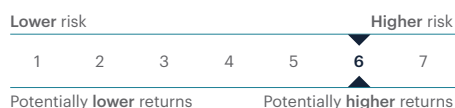
Description of this Fund

The fund focuses on growth of your investment over the long term by investing in Australasian shares.

Total value of the fund	\$103,204,065
Number of investors in the fund ¹	377
The date the fund started	29 November 1985

What are the risks of investing?

Risk indicator for the Trans Tasman Equity Trust:



The risk indicator is rated from 1 (low) to 7 (high). The rating reflects how much the value of the fund's assets goes up and down. A higher risk generally means higher potential returns over time, but more ups and downs along the way.

To help you clarify your own attitude to risk, you can seek financial advice or work out your risk profile at ipq.fisherfunds.co.nz/ffmf.

Note that even the lowest category does not mean a risk-free investment, and there are other risks that are not captured by this rating.

This risk indicator is not a guarantee of a fund's future performance. The risk indicator is based on the returns data for the past 5 years. While risk indicators are usually relatively stable, they do shift from time to time. The risk indicator will continue to be updated in future fund updates.

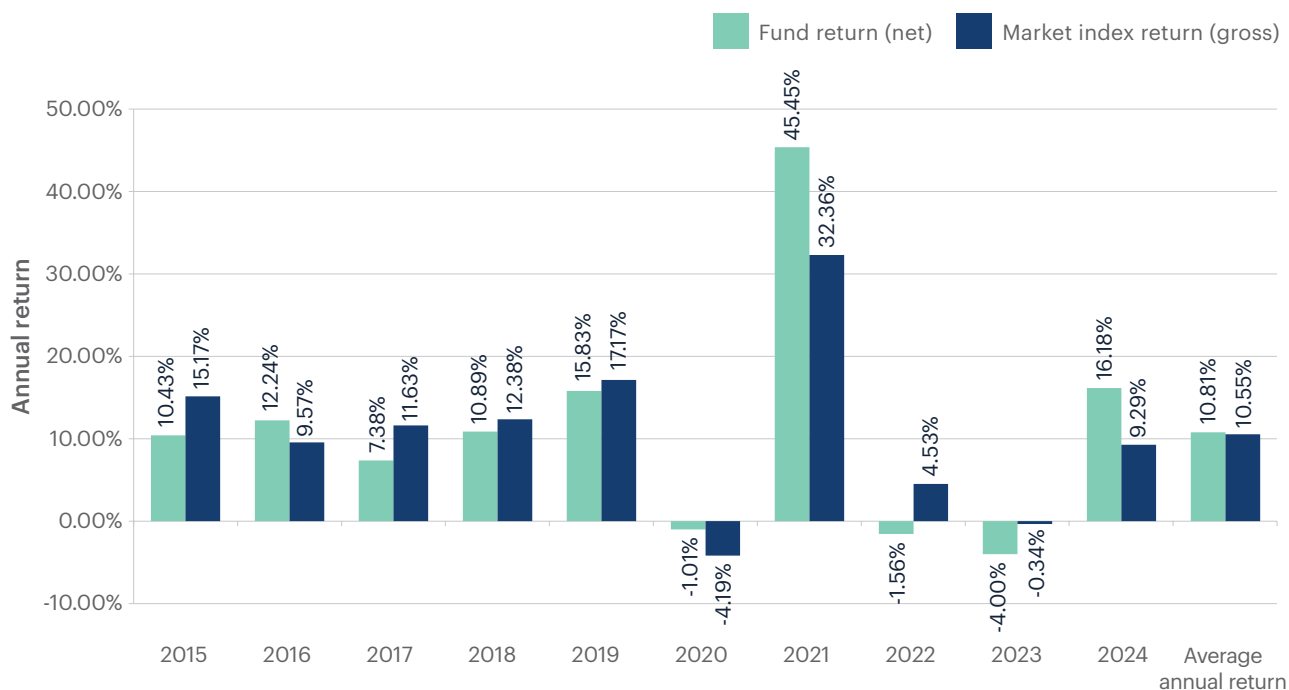
See the [product disclosure statement \(PDS\)](#) for more information about the risks associated with investing in this fund.

How has the fund performed?

	Average over past 5 years	Past year
Annual return (after deductions for charges and tax)	8.55%	19.54%
Annual return (after deductions for charges but before tax)	8.80%	19.88%
Market index annual return (reflects no deduction for charges and tax)	6.33%	16.91%

From December 2021 the market index is 50% S&P/NZX50 Gross Index including imputation credits and 50% S&P/ASX 200 Accumulation Index 70% hedged into NZD. Additional information about the market index is available on the offer register at disclose-register.companiesoffice.govt.nz under Fisher Funds Investment Series or OFR10748.

Annual return graph



This shows the return after fund charges and tax for the last 10 years ending 31 March. The last bar shows the average annual return for the last 10 years, up to 30 September 2024.

Important: This does not tell you how the fund will perform in the future.

Returns in this update are after tax at the highest prescribed investor rate (PIR) of tax for an individual New Zealand resident. Your tax may be lower. The market index return reflects no deduction for charges and tax.

What fees are investors charged?

Investors in the Trans Tasman Equity Trust are charged fund charges that include GST. In the year to 31 March 2024 these were:

	% of net asset value
Total fund charges	1.65%
Which are made up of:	
Total management and administration charges	1.65%
Including:	
Manager's basic fee	1.53%
Other management and administration charges	0.12%
Total performance-based fees	0.00%

Small differences in fees and charges can have a big impact on your investment over the long term.



Example of how this applies to an investor

Sarah had \$10,000 in the fund at the start of the year and did not make any further contributions. At the end of the year, Sarah received a return after fund charges were deducted of \$1,954 (that is 19.54% of her initial \$10,000). Sarah did not pay other charges. This gives Sarah a total return after tax of \$1,954 for the year.

What does the fund invest in?

Actual investment mix


This shows the types of assets that the fund invests in.



Cash and cash equivalents	2.65%
Australasian equities	95.31%
International equities	2.04%

Target investment mix

This shows the mix of assets that the fund generally intends to invest in.



Australasian equities	100%
-----------------------	------

Currency hedging

The benchmark currency hedge ratio for Australian equities is 70% hedged into NZD. At quarter end the fund was 74.5% hedged into NZD.

Top 10 investments

Name	% of fund net assets	Type	Country	Credit rating (if applicable)
Fisher & Paykel Healthcare Corp Ltd	8.37%	Australasian equities	NZ	NA
Infratil Limited	6.66%	Australasian equities	NZ	NA
Xero Limited	6.50%	Australasian equities	AU	NA
Mainfreight Limited	5.69%	Australasian equities	NZ	NA
CSL Limited	4.75%	Australasian equities	AU	NA
Wisetech Global Limited	4.44%	Australasian equities	AU	NA
Auckland International Airport Limited	4.38%	Australasian equities	NZ	NA
EBOS Group Limited Ordinary Shares	3.54%	Australasian equities	NZ	NA
Summerset Group Ltd	3.49%	Australasian equities	NZ	NA
Seek Limited	3.16%	Australasian equities	AU	NA

The top 10 investments make up 50.98% of the fund.

Key personnel

Name	Current position	Time in current position	Previous or other position	Time in previous or other position
Ashley Gardyne	Chief Investment Officer	3 Years, 3 Months	Senior Portfolio Manager, International Equities, Fisher Funds Management Limited	5 Years, 5 Months
Mark Brighthouse	Chief Investment Strategist	7 Years, 2 Months	Chief Investment Officer, Fisher Funds Management Limited	5 Years, 9 Months
Robbie Urquhart	Senior Portfolio Manager, Australian Equities	6 Years, 4 Months	Portfolio Manager / Principal, Trafalgar Copley Limited	11 Years, 0 Months
Matt Peek	Portfolio Manager, NZ Equities	2 Years, 0 Months	Senior Investment Analyst, NZ Equities, Fisher Funds Management Limited	5 Years, 6 Months

Further information

You can also obtain this information, the PDS for the Fisher Funds Investment Series, and some additional information from the offer register at disclose-register.companiesoffice.govt.nz under Fisher Funds Investment Series or OFR10748.

Notes

¹ Number of accounts held by investors in the fund.