





Note that even the lowest category does not mean a risk-free investment, and there are other risks that are not captured by this rating.

This risk indicator is not a guarantee of a fund's future performance. The risk indicator is based on the returns data for 5 years to 30 Sep 2024. While risk indicators are usually relatively stable, they do shift from time to time. The risk indicator will continue to be updated in future fund updates.

See the product disclosure statement (**PDS**) for more information about the risks associated with investing in this fund.

## How has the fund performed?

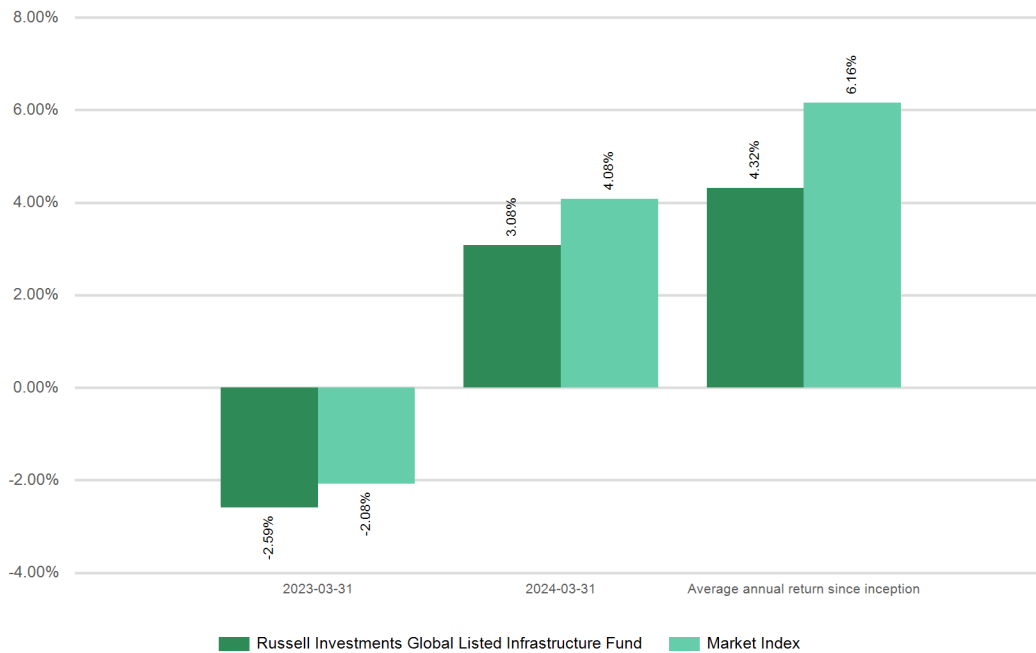
	Past year
Annual return (after deductions for charges and tax)	22.71%
Annual return (after deductions for charges but before tax)	24.38%
Market index annual return (reflects no deduction for charges and tax)	26.75%

The market index return is S&P Global Listed Infrastructure Index NZD Hedged (Net TR). This has been the market index since the inception of the fund.

Additional information about the market index is available on the offer register at <https://disclose-register.companiesoffice.govt.nz>.



## Annual Return Graph See note 2



This shows the return after fund charges and tax for each year ending 31 March since the fund started. The last bar shows the average annual return since the fund started, up to 30 September 2024.

**Important:** This does not tell you how the fund will perform in the future.

Returns in this update are after tax at the highest prescribed investor rate (PIR) of tax for an individual New Zealand resident. Your tax may be lower.

## What fees are investors charged?

Investors in the Russell Investments Global Listed Infrastructure Fund are charged fund charges. In the year to 31 March 2024 these were:

	% of net asset value (inc. GST)
<b>Total fund charges</b>	1.06%
Which are made up of:	
Total manager and admin charges (inc. GST)	1.06%
Including:	
Manager's basic fee (inc. GST)	0.86%
Other management and administration charges	0.21%
Total performance-based fees	0.00%



Investors may also be charged individual action fees for specific actions or decisions (for example, for withdrawing from or switching funds). See the PDS for the Russell Investments Global Listed Infrastructure Fund on the offer register at <https://disclose-register.companiesoffice.govt.nz> for more information about those fees.

### **Example of how this applies to an investor**

Small differences in fees and charges can have a big impact on your investment over the long term.

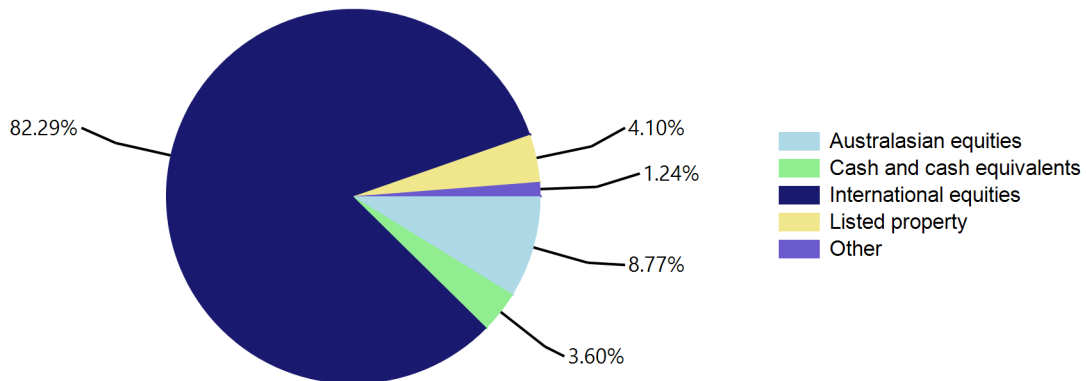
Anthony had \$10,000 in the fund at the start of the year and did not make any further contributions. At the end of the year, Anthony received a return after fund charges were deducted of \$2,438 (that is 24.38% of his initial \$10,000). This gives Anthony a return after tax of \$2,271 for the year.



### What does the fund invest in?

This shows the types of assets that the fund invests in.

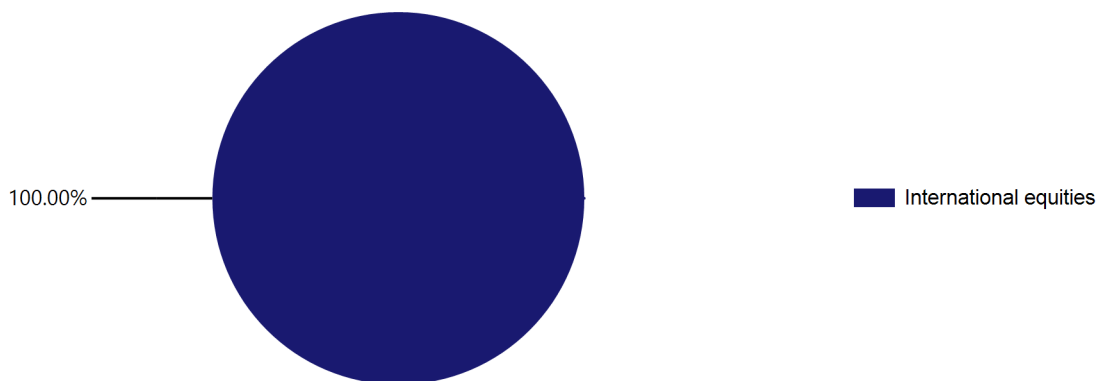
Actual Investment Mix



Foreign currency exposure was 100.00% hedged to New Zealand dollars as at 30 September 2024

Note: "Other" includes Derivatives

Target Investment Mix





## Top 10 investments

	Asset Name	% of Fund net assets	Type	Country	Credit Rating (if applicable)
1	Nextera Energy Inc	6.08%	International equities	US	
2	Transurban Group Ordinary Shares Units Stapled Securities	4.26%	Australasian equities	AU	
3	Aena Sme S.A.	3.83%	International equities	ES	
4	Cash at Bank (BNZ)	3.60%	Cash and cash equivalents	NZ	AA-
5	Cheniere Energy Inc	3.38%	International equities	US	
6	Getlink Se	2.76%	International equities	FR	
7	Iberdrola Sa	2.53%	International equities	ES	
8	National Grid	2.46%	International equities	GB	
9	Exelon Corporation	2.13%	International equities	US	
10	Grupo Aeroportuario Del Pacifico Sa De Cv	2.06%	International equities	MX	

The top 10 investments make up 33.09% of the net asset value of the fund.

## Key Personnel

Name	Current position	Time in current position	Previous or other current position	Time in previous or other current position
Patrick Nikodem	Senior Portfolio Manager - Equity, Russell Investments	3 years 6 months	Portfolio Manager, Equity	1 year

## Further information

You can also obtain this information, the PDS for the Russell Investment Funds, and some additional information from the offer register at <https://disclose-register.companiesoffice.govt.nz>.



---

## Notes

1. A combination of actual fund returns, and Market index returns have been used to determine the risk indicator as the fund has not been operating for the required five years. Market index returns have been used until 31 March 2022 and fund returns thereafter. The risk indicator may therefore provide a less reliable indicator of the fund's future volatility.
2. The bar chart shows fund returns after deducting fees and tax. Tax is deducted at the highest Prescribed Investor Rate of 28%. However, the market index returns are shown before deducting fees and tax.