

Fund update

Mercer Sustainable Balanced Fund Mercer Investment Funds

Quarter ending 30 June 2025

This fund update was first made publicly available on: 28 July 2025

What is the purpose of this update?

This document tells you how the Mercer Sustainable Balanced Fund has performed and what fees were charged. The document will help you to compare the fund with other funds. Mercer (N.Z.) Limited prepared this update in accordance with the Financial Markets Conduct Act 2013. This information is not audited and may be updated.

Description of this fund

The fund is a diversified portfolio with a slightly higher allocation to a mix of growth assets (e.g., shares and listed property) relative to a mix of income assets (e.g., cash and fixed interest). The fund is managed with reference to environmental, social and governance factors and has exposure to investment strategies targeting sustainability themes. This fund has additional exclusions applied as described in our Sustainable Investment Policy and has been certified by the Responsible Investment Association of Australasia (RIAA).

The fund aims to achieve a rate of return (after fees) that exceeds CPI increases by at least 2.5% per annum after tax and 3.5% before tax over a minimum of eight years, and to outperform, over periods of one year or greater, the weighted average return of the market indices used to measure performance of the underlying funds/assets in which the fund invests.

Total value of the fund	\$29,970,656
The date the fund started	11 August 2009

What are the risks of investing?

Risk indicator for the Mercer Sustainable Balanced Fund:



The risk indicator is rated from 1 (low) to 7 (high). The rating reflects how much the value of the fund's assets goes up and down. A higher risk generally means higher potential returns over time, but more ups and downs along the way.

To help you clarify your own attitude to risk, you can seek financial advice or work out your risk profile at www.sorted.org.nz/tools/investor-profiler

Note that even the lowest category does not mean a risk-free investment, and there are other risks that are not captured by this rating.

This risk indicator is not a guarantee of a fund's future performance. The risk indicator is based on the returns data for 5 years to 30 June 2025. While risk indicators are usually relatively stable, they do shift from time to time. The risk indicator will continue to be updated in future fund updates.

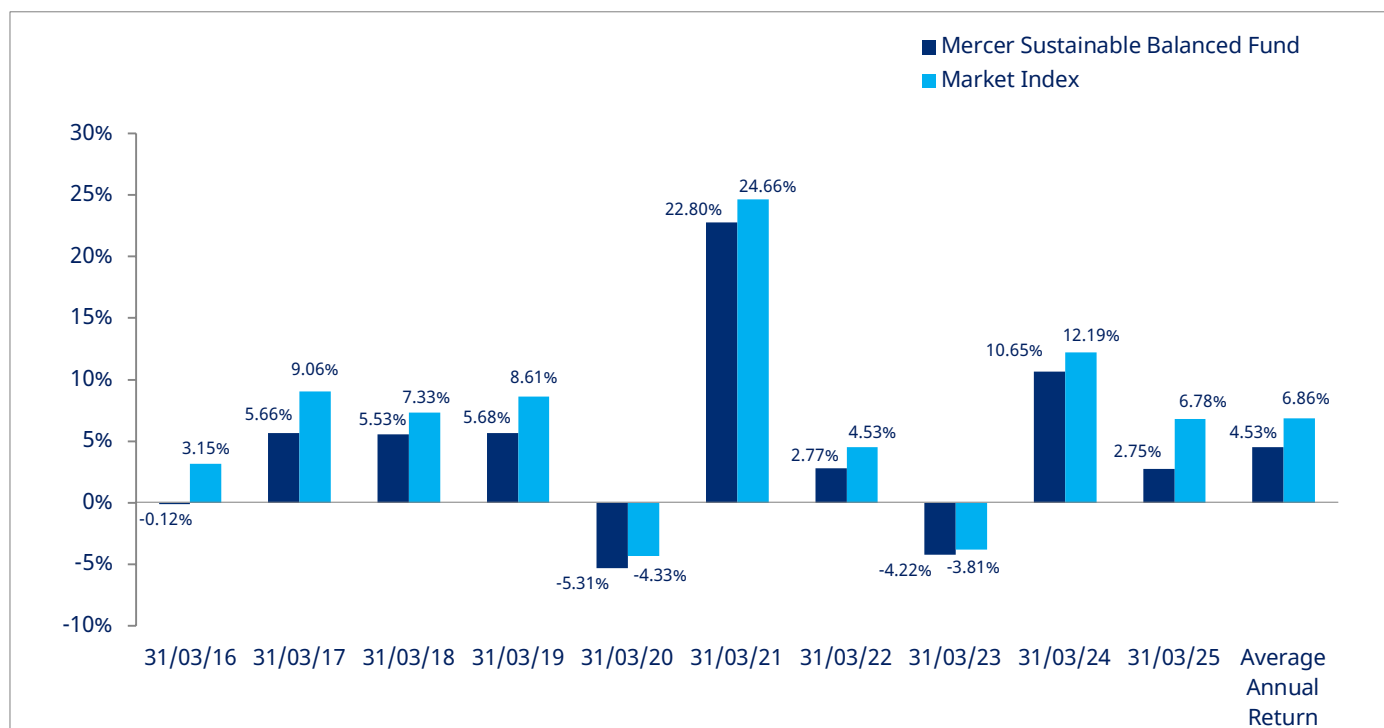
See the product disclosure statement (PDS) for more information about the risks associated with investing in this fund.

How has the fund performed?

	Average over past 5 years	Past year
Annual return¹ <i>(after deductions for charges and tax)</i>	5.57%	5.89%
Annual return¹ <i>(after deductions for charges but before tax)</i>	6.09%	6.59%
Market index annual return¹ <i>(reflects no deduction for charges and tax)</i>	7.09%	10.55%

The market index annual return is based on the weighted average return of the market indices used to measure performance of the underlying funds/assets. Additional information about the market index is available on the offer register at www.disclose-register.companiesoffice.govt.nz.

Annual Return Graph²



This shows the return after fund charges and tax for each of the last 10 years ending 31 March. The last bar shows the average annual return for the last 10 years, up to 30 June 2025.

Important: This does not tell you how the fund will perform in the future.

Returns in this update are after tax at the highest prescribed investor rate (PIR) of tax for an individual New Zealand resident. Your tax may be lower.

What fees are investors charged?

Investors in the Mercer Sustainable Balanced Fund are charged fund charges. In the year to 31 March 2025 these were:

	% of net asset value
Total fund charges	1.25%
Which are made up of:	
Total management and administration charges	1.25%
Including:	
Manager's basic fee (excluding GST ³)	1.05%
Other management and administration charges (including GST)	0.20%
Total performance based fees	0.00%

Investors may also be charged individual action fees for specific actions or decisions (for example, for withdrawing from or switching funds). See the PDS for the Mercer Sustainable Balanced Fund at www.disclose-register.companiesoffice.govt.nz for more information about those fees.

Small differences in fees and charges can have a big impact on your investment over the long term.

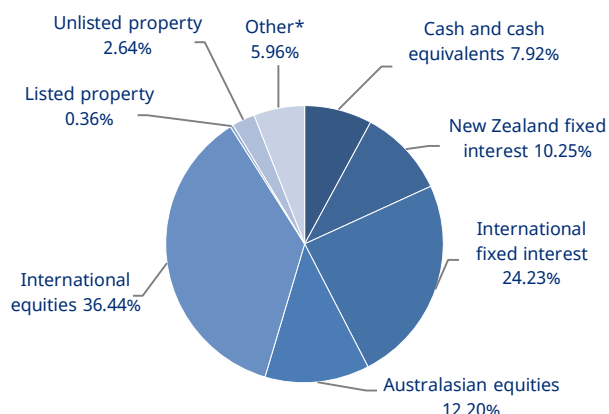
Example of how this applies to an investor

Ben had \$10,000 in the fund at the start of the year and did not make any further contributions. At the end of the year, Ben received a return after fund charges were deducted of \$589.00 (that is 5.89% of his initial \$10,000). Ben also paid \$0.00 in other charges. This gives Ben a total return after tax of \$589.00 for the year.

What does the fund invest in?

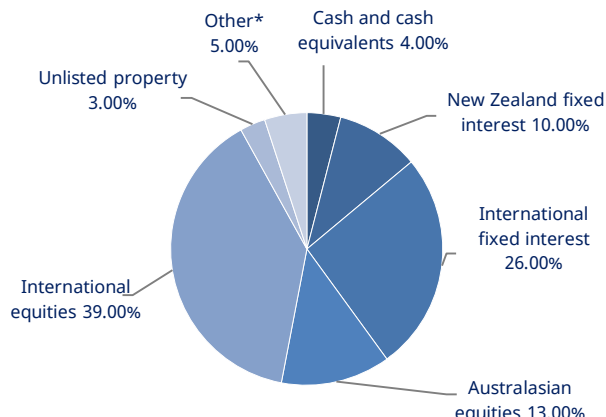
Actual investment mix^{4,5}

This shows the types of assets that the fund invests in.



Target investment mix

This shows the mix of assets that the fund generally intends to invest in.



*Includes listed and unlisted infrastructure assets

Top 10 Investments⁶

Name	% of fund net assets	Type	Country	Credit rating (if available)
1 Nvidia Corporation	2.08%	International equities	United States	NA
2 Fisher & Paykel Healthcare Corporation Limited	2.07%	Australasian equities	New Zealand	NA
3 Microsoft Corporation	1.80%	International equities	United States	NA
4 Apple Inc.	1.40%	International equities	United States	NA
5 New Zealand Government Bond 3.00% 20/04/2029	1.23%	New Zealand fixed interest	New Zealand	AAA
6 Auckland International Airport Limited	1.18%	Australasian equities	New Zealand	NA
7 Infratil Limited	1.14%	Australasian equities	New Zealand	NA
8 New Zealand Government Bond 3.50% 14/04/2033	0.81%	New Zealand fixed interest	New Zealand	AAA
9 Contact Energy Limited	0.81%	Australasian equities	New Zealand	NA
10 UK Gilt Bond 3.75% 07/03/2027	0.79%	International fixed interest	United Kingdom	AA

** An investment in a fund that is primarily comprised of listed infrastructure assets.

The top 10 investments make up 13.31% of the fund.

Currency management

Currency hedging can apply to some of the asset classes this fund invests in. The level of currency hedging for global shares is managed between 0% and 100% on a net of tax basis and may change over time depending on Mercer's view of the relative strength (or weakness) of the New Zealand dollar. Other global asset classes (Global Fixed Interest and Real Assets) target a 100% net of tax hedge to the New Zealand dollar. See the Statement of Investment Policy and Objectives on the scheme register at www.disclose-register.companiesoffice.govt.nz for more information about currency management.

Hedging coverage, on a net of tax basis, for the fund's exposure to foreign currency as at 30 June 2025 was 72.83%.

Key personnel

This shows the directors and employees who have the most influence on the investment decisions of the fund.

Name	Current Position	Time in current position	Previous/other position	Time in previous/other position
Ross Butler	Chair - Mercer (N.Z.) Ltd	2 years 2 months	Director - Mercer Investments (Australia) Limited	10 years 4 months
Kylie Willment	Chief Investment Officer, Pacific, Mercer Australia (Pty) Ltd	7 years 8 months	Senior Manager, Investment & Client Strategy - TCorp (NSW Treasury Corporation)	17 years 0 months
Padraig Brown	Chief Investment Officer - New Zealand, Mercer (N.Z.) Ltd	3 years 1 month	Head of Real Estate Investment Management, Mercer Australia (Pty) Ltd	11 years 2 months
Robert Kavanagh	Head of Portfolio Management NZ - Mercer (N.Z.) Ltd	11 years 3 months	Vice President - Account Management, PIMCO Australia Pty Limited	7 years 0 months
James Wilson ⁷	Portfolio Manager - Mercer (N.Z.) Ltd	6 years 5 months	Analyst - New Zealand Treasury	1 year 0 months

Further information

You can also obtain this information, the PDS for the Mercer Sustainable Balanced Fund and some additional information from the offer register at www.disclose-register.companiesoffice.govt.nz.

Notes

1. These returns are for the periods ending 30 June 2025.
2. The bar graph shows fund returns after the deduction of fees and tax, however, the market index returns are shown before any fees or tax are deducted.
3. GST is currently charged at 15% on 10% of the management fee in accordance with the non-binding IRD agreement with the Financial Services Council of New Zealand Incorporated on behalf of the funds management industry. GST on management fees is currently under review and therefore this percentage may change in the future.
4. For the reporting of the types of assets under "Actual investment mix", foreign exchange hedging positions have been assigned to the asset class to which they relate.
5. Although listed property is not included in the fund's strategic asset allocation, the fund invests in listed property as a dynamic asset allocation tilt.
6. The Top 10 investments have been calculated excluding operational cash and derivatives.
7. James Wilson has not been named as a key person in the previous fund update.