

# Fund Update

For the quarter ended 31 March 2025

- **InvestNow KiwiSaver Scheme**
- **InvestNow Mint Diversified Growth Fund**

This fund update was first made publicly available on: 1 May 2025

## What is the purpose of this update?

This document tells you how the InvestNow Mint Diversified Growth Fund has performed and what fees were charged. The document will help you to compare the fund with other funds. FundRock NZ Limited prepared this update in accordance with the Financial Markets Conduct Act 2013. This information is not audited and may be updated.

## Description of this fund

**Objective:** aims to deliver returns in excess of the Consumers Price Index (CPI) by 4.5% per annum, before fees, over the medium to long-term.

**Strategy:** provides exposure to a diversified fund that invests primarily in New Zealand and international equities, but will also hold cash and fixed interest securities.

|                                      |                |
|--------------------------------------|----------------|
| <b>Total value of the fund</b>       | \$6,177,548.69 |
| <b>Number of members in the fund</b> | 413            |
| <b>The date the fund started</b>     | 5 October 2020 |

## What are the risks of investing?

Risk indicator for the InvestNow Mint Diversified Growth Fund <sup>i</sup>.

|                             |   |   |   |                              |   |   |
|-----------------------------|---|---|---|------------------------------|---|---|
| ⇐ Potentially lower returns |   |   |   | Potentially higher returns ⇒ |   |   |
| 1                           | 2 | 3 | 4 | 5                            | 6 | 7 |
| ⇐ Lower risk                |   |   |   | Higher risk ⇒                |   |   |

The risk indicator is rated from 1 (low) to 7 (high). The rating reflects how much the value of the fund's assets goes up and down. A higher risk generally means higher potential returns over time, but more ups and downs along the way.

To help you clarify your own attitude to risk, you can seek financial advice or work out your risk profile at <https://sorted.org.nz/>.

Note that even the lowest category does not mean a risk-free investment, and there are other risks that are not captured by this rating.

This risk indicator is not a guarantee of a fund's future performance. The risk indicator is based on the returns data for 5 years to 31 March 2025. While risk indicators are usually relatively stable, they do shift from time to time. The risk indicator will continue to be updated in future fund updates.

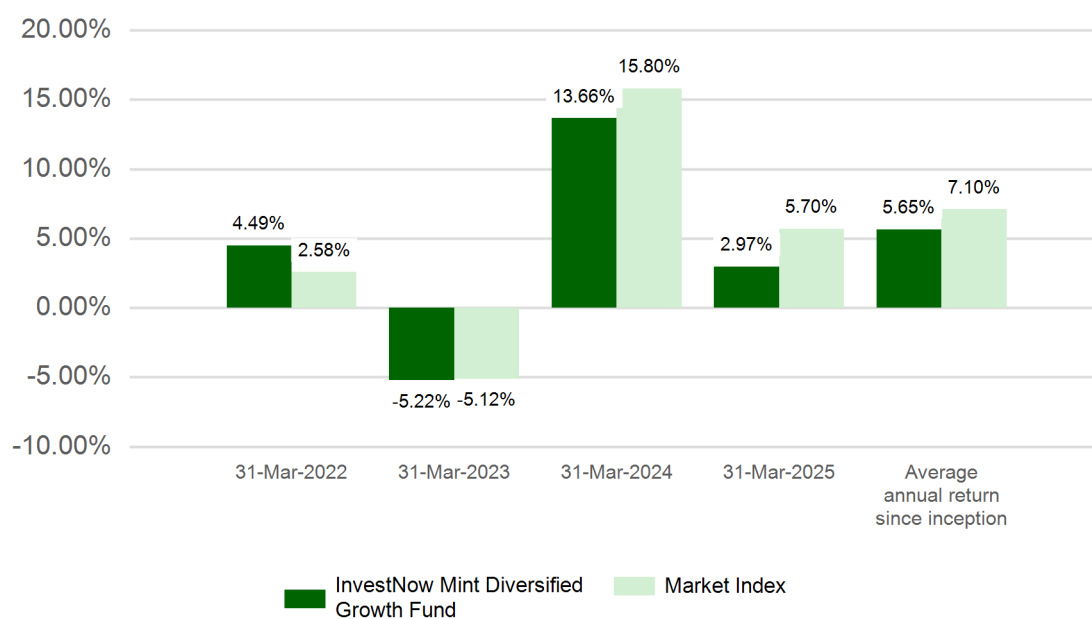
See the product disclosure statement (**PDS**) for more information about the risks associated with investing in this fund.

## How has the fund performed?

|  | Past year |
|--|-----------|
| Annual return (after deductions for charges and tax)                   | 2.97%     |
| Annual return (after deductions for charges but before tax)            | 2.68%     |
| Market index annual return (reflects no deduction for charges and tax) | 5.70%     |

The market index return is a composite of benchmark index returns, weighted for the fund's benchmark asset allocation. The benchmark indices used for each asset class are defined in the Statement of Investment Policy and Objectives (SIPO). This has been the market index since the inception of the fund. Additional information about the market index is available on the offer register at <https://disclose-register.companiesoffice.govt.nz>.

### Annual Return Graph



This shows the return after fund charges and tax for each year ending 31 March since the fund started. The last bar shows the average annual return since the fund started, up to 31 March 2025.

**Important:** This does not tell you how the fund will perform in the future.

Returns in this update are after tax at the highest prescribed investor rate (PIR) of tax for an individual New Zealand resident. Your tax may be lower.

### What fees are investors charged?

Investors in the InvestNow Mint Diversified Growth Fund are charged fund charges. In the year to 31 March 2024 these were:

|   | % of net asset value<br>(including GST) |
|---|---|
| <b>Total fund charges</b> <sup>ii</sup>     | 1.18%                                   |
| <b>Which are made up of:</b>                |   |
| Total manager and administration charges    | 1.18%                                   |
| <b>Including:</b>                           |   |
| Manager's basic fee                         | 0.97%                                   |
| Other management and administration charges | 0.21%                                   |

Investors may also be charged individual action fees for specific actions or decisions (for example, for withdrawing from or switching funds). See the PDS for the InvestNow KiwiSaver Scheme Diversified Funds #2 on the offer register at <https://disclose-register.companiesoffice.govt.nz> for more information about those fees.

### Example of how this applies to an investor

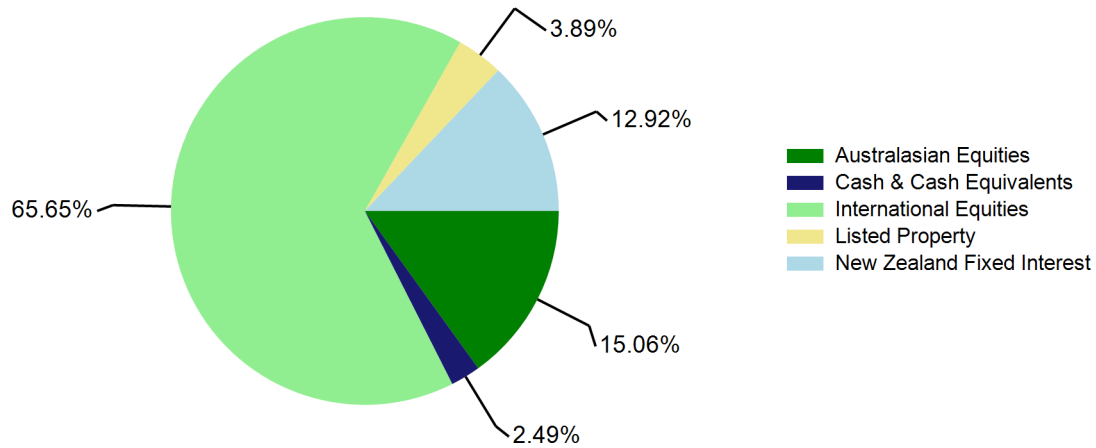
Small differences in fees and charges can have a big impact on your investment over the long term.

Anthony had \$10,000 in the fund at the start of the year and did not make any further contributions. At the end of the year, Anthony received a return after fund charges were deducted of \$268 (that is 2.68% of his initial \$10,000). This gives Anthony a total return after tax of \$297 for the period.

### What does the fund invest in?

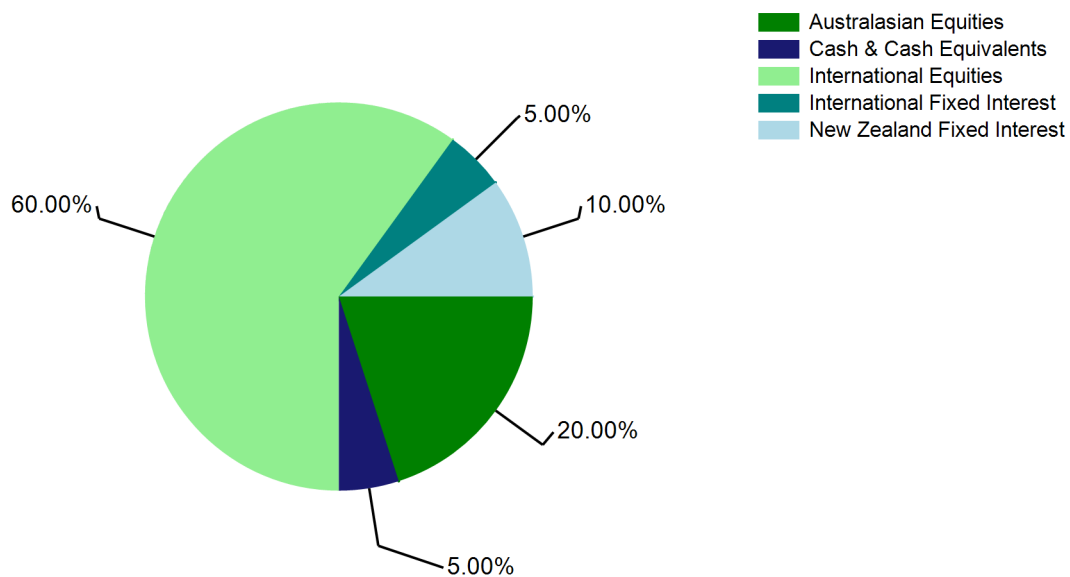
This shows the types of assets that the fund invests in.

Actual Investment Mix



The fund has 73% of its assets denominated in foreign currencies of which 101% was hedged to NZD.

Target Asset Mix



## Top 10 investments

|   | Name                         | % of Fund net assets | Type                           | Country | Credit Rating |
|---|------------------------------|----------------------|--------------------------------|---------|---------------|
| 1 | Mint Diversified Growth Fund | 100.00%              | Interest in a diversified fund | NZ      | #N/A          |

The top 10 investments make up 100.00% of the net asset value of the fund.

## Key Personnel

| Name            | Current position            | Time in current position | Previous or other current position                   | Time in previous or other current position |
|-----------------|-----------------------------|--------------------------|--|--|
| Mike Heath      | Investment Committee Member | 5 Years 0 Months         | General Manager, InvestNow                           | 7 Years 0 Months                           |
| Anthony Edmonds | Investment Committee Member | 5 Years 0 Months         | Business Development Director, Apex New Zealand      | 0 Years 8 Months                           |
| Anthony Sowerby | Investment Committee Member | 5 Years 0 Months         | Head of Investment Management Oversight, FundRock NZ | 3 Years 6 Months                           |
| Jason Choy      | Investment Committee Member | 2 Years 8 Months         | Senior Portfolio Manager, FundRock NZ and InvestNow  | 2 Years 10 Months                          |

## Further information

You can also obtain this information, the PDS for the InvestNow KiwiSaver Scheme Diversified Funds #2, and some additional information from the offer register at <https://disclose-register.companiesoffice.govt.nz>.

## Notes

- A combination of actual fund returns and market index returns have been used to determine the risk indicator as the fund has not been operating for the required five years. The risk indicator may therefore provide a less reliable indicator of the fund's future volatility. Market index returns have been used until October 2020 and fund returns thereafter.
- Total fund charges reflects the fees and expenses incurred by the underlying fund in which the InvestNow Mint Diversified Growth Fund invests. This information has been sourced from the underlying fund manager in relation to the underlying fund's actual costs as a percentage of the average net asset value of the underlying fund.