

Sustainability reporting for the quarter ended 31 March 2023

ONEANSWER KIWISAVER SCHEME SUSTAINABLE INTERNATIONAL SHARE FUND

FUND DESCRIPTION

The Sustainable International Share Fund (the **Fund**) invests mainly in international equities with a focus on environmental, social and governance (**ESG**) considerations. Investments may include:

- equities in companies that are listed on a recognised stock exchange, and
- cash and cash equivalents.

The Fund aims to achieve a positive yearly return (after the fund charge and before tax) that over the long term outperforms the relevant market index, currently the MSCI World ex Australia Index with net dividends reinvested (New Zealand dollar) (the **Index**).

SUSTAINABILITY STRATEGY

The Fund invests in the ANZ Wholesale International Share – No. 5 Fund, an underlying single-asset-class fund managed by us. We have appointed Northern Trust Investments, Inc. (**Northern Trust**) as the external fund manager of this underlying fund. Northern Trust's investment strategy focuses on companies that:

- screen well on quality, including measures of profitability and return on equity,
- have a low carbon intensity as measured by a company's carbon emissions compared to annual sales revenues,
- have a high ESG score (that is, how well a company scores on environmental, social and governance factors), and
- score well on their ability to transition to a low carbon economy as measured by the low carbon transition score.

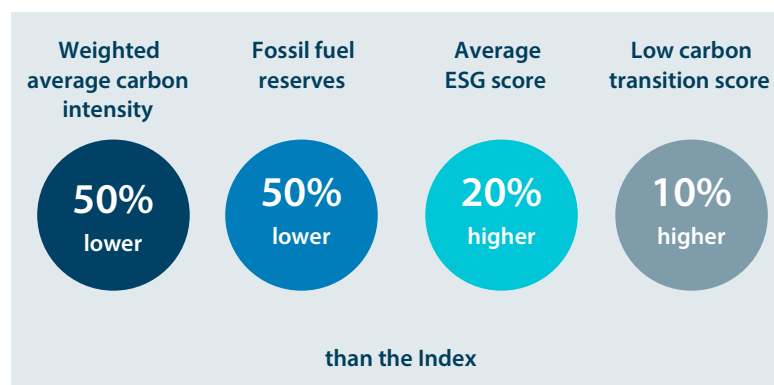
QUARTERLY FUND UPDATE

We recommend reading this report together with the Sustainable International Share Fund Update, which can be found at anz.co.nz/OA-fundupdates

Fund updates contain important information on the Fund, including the risk indicator, investment returns and investment mix for the quarter.

SUSTAINABILITY GOALS

We monitor and measure the Fund's performance against sustainability linked goals specific to this Fund, on a quarterly basis. These goals are for the Fund to have:



The following is a summary of how the Fund performed against its sustainability linked goals for the quarter ended 31 March 2023.

| | Goal | Fund at end of quarter | Goal achieved this quarter* |
|-----------------------------------|------------|------------------------|-----------------------------|
| Weighted average carbon intensity | 50% lower | 63.7% lower | ✓ |
| Fossil fuel reserves | 50% lower | 91.5% lower | ✓ |
| Average ESG score | 20% higher | 16.2% higher | ✗ |
| Low carbon transition score | 10% higher | 4.5% higher | ✗ |

*We do not guarantee that the sustainability goals will be achieved.

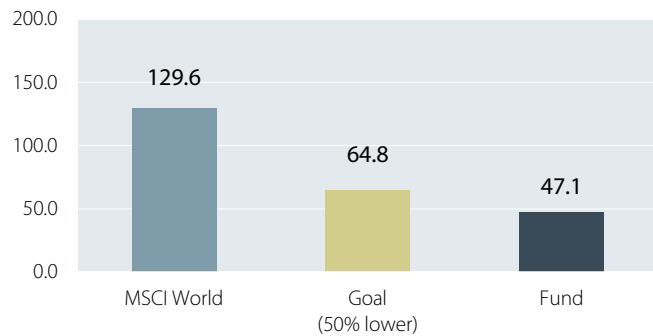
1. WEIGHTED AVERAGE CARBON INTENSITY¹

Weighted average carbon intensity represents a company's most recently reported (or estimated) Scope 1 + Scope 2² greenhouse gas emissions divided by sales in US dollars (tonnes CO₂ for every 1 million sales). This allows for comparison between companies of different sizes.

The goal is for the Fund to have a carbon intensity that is 50% lower than the Index.

In the quarter to 31 March 2023, the carbon intensity for the Fund was 63.7% below the Index at 47.1 versus the target reduction of 50% as a result of tilting towards companies that have a lower carbon intensity.

Weighted average carbon intensity



¹ Futures, cash and securities not covered by MSCI ESG manager have been excluded from this analysis and the remaining holdings re-weighted to 100%.

² **Scope 1 emissions** – Greenhouse gases are categorised into groups, or 'Scopes' by the Greenhouse Gas Protocol. Scope 1 covers direct emissions from sources owned or controlled by a company, e.g. a furnace or vehicle.

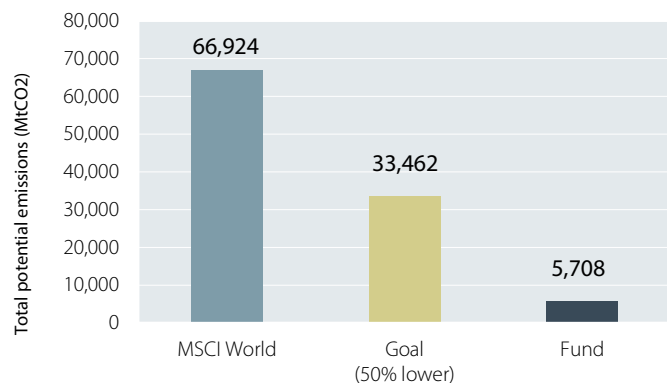
Scope 2 emissions – Scope 2 covers indirect emissions from the generation of electricity purchased by a company.

2. FOSSIL FUEL RESERVES

Fossil fuel reserves represents the potential greenhouse gas emissions of the fossil fuel reserves, (excluding metallurgical coal) owned by a company. It is calculated as the sum of the potential greenhouse gas emissions of the thermal coal, total oil and total gas reserves owned by a company.

The goal in terms of fossil fuel reserves for the Fund, is to have fossil fuel reserves that are 50% lower than the Index. The fossil fuel reserves of the fund were 5,708 versus the Index at 66,924. The funds exposure to fossil fuel reserves remains significantly lower compared to the Index.

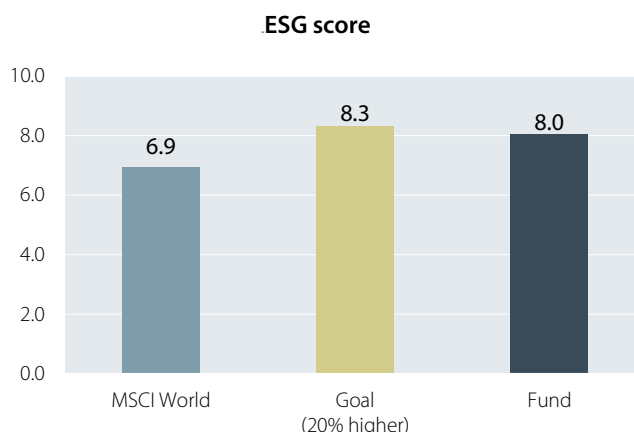
Fossil fuel reserves



3. ESG SCORE¹

The Overall ESG Score represents the ESG Ratings Final Industry-Adjusted Score which indicates how well a company manages its most material ESG risks relative to sector peers on a scale of 0 to 10. For more information about the ESG Ratings visit www.msci.com/our-solutions/esg-investing/esg-ratings

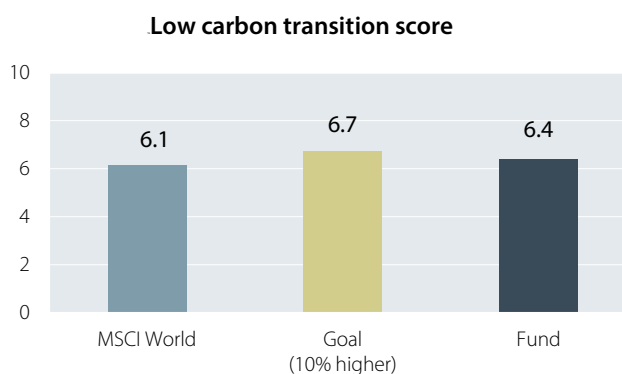
The goal for the Fund is to have an ESG score that is 20% higher than the Index. The Fund was slightly behind target, with an ESG score of 16.2% higher than the benchmark.



4. LOW CARBON TRANSITION SCORE (LCTS)¹

This measures a company's level of alignment to the transition towards a lower carbon world on a scale of 0 to 10. Companies with a higher LCTS are more aligned with the transition.

The goal for the Fund is to have a LCTS that is 10% higher than the Index. The Fund is currently 4.5% higher than the Index.



¹ Futures, cash and securities not covered by MSCI ESG manager have been excluded from this analysis and the remaining holdings re-weighted to 100%.

Important Information: ANZ New Zealand Investments Limited ("ANZ Investments") is the issuer and manager of the OneAnswer KiwiSaver Scheme. The guide and product disclosure statement for the OneAnswer KiwiSaver Scheme are available at anz.co.nz/oneanswer. ANZ Investments is not an Authorised Deposit Taking Institution ("ADI") under Australian law. Investments in the scheme aren't deposits or other liabilities in ANZ Bank New Zealand Limited, Australia and New Zealand Banking Group Limited, or their subsidiaries (together 'ANZ Group'). ANZ Group doesn't stand behind or guarantee ANZ Investments or investments in the scheme. Investments are subject to investment risk, including possible delays in repayment, and loss of income and principal invested. ANZ Group won't be liable to you for the capital value or performance of your investment. We do not guarantee that the sustainability goals will be achieved. This report includes scores or other indicators provided by third parties. While ANZ Investments has taken care to ensure this information is reliable, it does not guarantee that the information is current, accurate, or complete. To the extent the law allows, ANZ Investments accepts no liability for any loss or damage directly or indirectly resulting from the use of, or reliance on, the information provided by third parties.

Source: MSCI. This report contains information (the "Information") sourced from MSCI Inc., its affiliates or information providers (the "MSCI Parties") and may have been used to calculate scores, ratings or other indicators. The Information is for internal use only, and may not be reproduced/re-disseminated in any form, or used as a basis for or a component of any financial instruments or products or indices. The MSCI Parties do not warrant or guarantee the originality, accuracy and/or completeness of any data or Information herein and expressly disclaim all express or implied warranties, including of merchantability and fitness for a particular purpose. The Information is not intended to constitute investment advice or a recommendation to make (or refrain from making) any investment decision and may not be relied on as such, nor should it be taken as an indication or guarantee of any future performance, analysis, forecast or prediction. None of the MSCI Parties shall have any liability for any errors or omissions in connection with any data or Information herein, or any liability for any direct, indirect, special, punitive, consequential or any other damages (including lost profits) even if notified of the possibility of such damages.