

Booster KiwiSaver Scheme

Product Disclosure Statement

Asset Class Funds

Offer of membership in the Booster KiwiSaver Scheme

10 February 2023

Issuer: Booster Investment Management Limited

This document replaces the Product Disclosure Statement dated 30 March 2022

This document gives you important information about this investment to help you decide whether you want to invest. There is other useful information about this offer on www.disclose-register.companiesoffice.govt.nz. Booster Investment Management Limited has prepared this document in accordance with the Financial Markets Conduct Act 2013. You can also seek advice from a financial advice provider to help you make an investment decision.

1. Key information summary

What is this?

This is a managed investment scheme.

Your money will be pooled with other investors' money and invested in various investments.

Booster Investment Management Limited (**Booster, our, we or us**) will invest your money and charge you a fee for its services.

The returns you receive are dependent on the investment decisions of Booster and the performance of the investments. The value of those investments may go up or down.

The types of investments and the fees you will be charged are described in this document.

What will your money be invested in?

Booster KiwiSaver Scheme (**Scheme**) has a range of funds for you to choose from.

This Product Disclosure Statement (**PDS**) covers four fund options. These funds are summarised below.

More information about the investment target and strategy for each fund is provided at Section 3 – *Description of your investment options*.

If you'd like to know about the other funds, visit www.booster.co.nz, contact us, or ask your financial adviser.

Who manages the Booster KiwiSaver Scheme?

Booster is the manager of the Scheme.

You'll learn more about us in Section 7 – *Who is involved?*

How can you get your money out?

The Scheme is primarily designed to help you save for your retirement so usually you can only take your money out when you are eligible for a retirement withdrawal. However, there are certain circumstances when money can be taken out earlier, including:

- purchasing your first home or land to build your first home
- significant financial hardship
- serious illness or a life-shortening congenital condition
- permanent emigration

Your money will be paid to your estate if you die.

Minimum amounts apply to partial withdrawals.

See Section 2 – *How does this investment work?* For more information about these and other withdrawals.

How will your investment be taxed?

The Scheme is a portfolio investment entity (**PIE**) for tax purposes.

The amount of tax you pay in respect of a PIE is based on your prescribed investor rate (**PIR**). To determine your PIR, go to www.ird.govt.nz/roles/portfolio-investment-entities/find-my-prescribed-investor-rate.

See Section 6 – *What taxes will you pay?* on page 9 for more information.

Where can you find more key information?

We are required to publish quarterly updates for each fund. The updates show the returns, and the total fees actually charged to investors, during the previous year. The latest fund updates are available at www.booster.co.nz. We will also give you copies of those documents on request.

Your fund options

Fund description and investment objective	Risk indicator	Annual fund charges ¹
Enhanced Cash Fund Invests entirely in income assets. It is suited to investors looking for a low level of risk and are willing to accept a relatively modest level of returns.	<div>< Potentially lower returns Potentially higher returns ></div> <div>1 2 3 4 5 6 7</div> <div>< Lower risk Higher risk ></div>	0.75%
Asset Class Conservative Fund Invests mainly in income assets and includes some growth assets. It is suited to investors looking for a low to medium level of risk and are willing to accept a moderate level of returns.	<div>< Potentially lower returns Potentially higher returns ></div> <div>1 2 3 4 5 6 7</div> <div>< Lower risk Higher risk ></div>	1.11%
Asset Class Balanced Fund Invests in a mix of income assets and growth assets. It is suited to investors looking for a medium level of risk and are willing to accept a moderate to potentially high level of returns.	<div>< Potentially lower returns Potentially higher returns ></div> <div>1 2 3 4 5 6 7</div> <div>< Lower risk Higher risk ></div>	1.18%
Asset Class Growth Fund Invests mainly in growth assets and includes some income assets. It is suited to investors who are comfortable with a medium to high level of risk in order to potentially achieve a relatively higher level of returns.	<div>< Potentially lower returns Potentially higher returns ></div> <div>1 2 3 4 5 6 7</div> <div>< Lower risk Higher risk ></div>	1.24%
Member fee	The standard member fee is \$36 per year (\$3 per month). This fee is only charged if the balance of your account is over \$500.	
Account closure fee	If you close your account, you'll be charged a fee of \$30.	

¹ Calculated daily as a percentage of the net asset value of the fund.

Goods and services tax (**GST**) is not included in any of the fees stated. GST will be added to any fees where applicable. For more information about the fees charged, see Section 5 – *What are the fees?*

See Section 4 – *What are the risks of investing?* For an explanation of the risk indicator and for information about other risks that are not included in the risk indicator. To help you clarify your own attitude to risk, you can seek financial advice or work out your risk profile at <https://booster.co.nz/documents-and-forms/booster-kiwisaver-scheme-documents-and-forms.aspx>

Table of contents

Section 1	Key information summary	Page 1
Section 2	How does this investment work?	Page 3
Section 3	Description of your investment options	Page 6
Section 4	What are the risks of investing?	Page 7
Section 5	What are the fees?	Page 8
Section 6	What taxes will you pay?	Page 9
Section 7	Who is involved?	Page 9
Section 8	How to complain	Page 10
Section 9	Where you can find more information	Page 10
Section 10	How to apply	Page 10

2. How does this investment work?

This PDS is for membership of the Scheme.

The Scheme is registered as a KiwiSaver scheme under the Financial Markets Conduct Act 2013 and is a government-appointed default KiwiSaver scheme.

KiwiSaver is a voluntary savings initiative designed to encourage New Zealanders to save for their retirement. Most Kiwis can join and benefit from KiwiSaver.

Structure of the Scheme

The Scheme is governed by a trust deed, which is an agreement between us and the Scheme's supervisor, Public Trust.

The Scheme is a managed investment scheme. This means that your money is pooled with other members' money and invested in various assets.

There are four funds covered by this PDS, each with a different investment objective and strategy. You do have more funds to choose from – see *How to switch between funds* on page 4 for more information.

When you invest your money in a fund, you receive units. Units represent your share of the investments in that fund. The unit price multiplied by the number of units you have in a fund shows what your share of that fund is worth at any time.

The investments of each fund are separately accounted for and the assets of one fund cannot be used to meet the liabilities of another.

The Scheme is not guaranteed by the Government, the Supervisor, the Custodian, us, or any other person.

Why invest

The key benefits of investing in these funds include:

Diversification. Your money is combined with other investors' money, giving you access to a wider variety of investments than you could usually achieve on your own.

Experience. The investments are managed by experienced professionals.

Flexibility. You can choose from a range of funds. There are no establishment, contribution or switching fees.

Responsible investing. Responsible investment, including specific environmental, social, and governance considerations, is taken into account in the investment policies and procedures of the Scheme as at the date of this PDS. You can obtain an explanation of the extent to which responsible investment is taken into account in those policies and procedures on our website at www.booster.co.nz.

Knowledge. We keep you up to date about your investment with regular reporting and communications. You can easily access information about your investment online.

Extras. Free Accidental Death Cover of up to \$50,000 is available to investors who meet certain eligibility criteria. For more information, see the Other Material Information (OMI) document available on our website at www.booster.co.nz.

Joining the Scheme

Who can join

To join the Scheme, you need to be:

- a New Zealand citizen, or entitled to live in New Zealand permanently; and
- living or normally living in New Zealand (with some exceptions).

If you are already a KiwiSaver member, you can transfer to the Scheme from another KiwiSaver scheme at any time.

Ways you can join

You can join directly or transfer from another KiwiSaver scheme. See Section 10 – *How to apply* for more information on how to join the Scheme.

You may be automatically enrolled in the Scheme by Inland Revenue or your employer when you start a new job if you have not chosen a specific KiwiSaver scheme to join.

If you've been enrolled because this is your employer's preferred KiwiSaver scheme you'll be initially invested according to their investment election. You can opt out, provided you do so between the 14th day and the 56th day after you start your new job. For more information on opting out, visit www.ird.govt.nz/kiwisaver.

Which funds can you choose?

When you join the Scheme you can choose to invest in between 1 to 5 funds. If you choose more than one fund, you must invest at least 10% in each fund and total 100% across all funds.

Making investments

If you're employed. You can choose to contribute 3%, 4%, 6%, 8%, or 10% of your gross (before tax) salary or wages. If you don't choose a rate it will be set to 3%. You can change your rate through Booster's online member portal or by contacting your employer or Inland Revenue.

Your employer will deduct your contributions from your pay and send it to Inland Revenue who pays the contribution (and any interest) to the Scheme.

If you're contributing in this way, you may be entitled to an employer contribution of 3% of your gross (before tax) salary or wages. Employer's superannuation contribution tax (ESCT) will be deducted from any employer contributions before being paid to your account.

If you want to take a break from making contributions, you can apply to Inland Revenue to take a 'savings suspension' for 3 to 12 months. For more information on taking a savings suspension, visit www.ird.govt.nz/kiwisaver.

Voluntary contributions. You can make voluntary contributions at any time.

You can make regular or one-off contributions directly to your account by direct debit or internet banking. There are no minimum amounts. Other people can also make contributions on your behalf.

You may be able to transfer your savings from another New Zealand or overseas superannuation scheme.

Government contributions. If you contribute to your account, you may qualify for a government contribution. If you're aged 18 to 65 the Government will contribute 50 cents for every dollar you contribute between 1 July and the following 30 June. To get the maximum government contribution of \$521.43, you'll need to put in \$1,042.86. For more information, visit www.booster.co.nz.

Withdrawing your investments

The purpose of KiwiSaver is to help you save for your retirement, however early withdrawals are permitted in limited circumstances. The rules around these withdrawals are strict and we encourage you to visit www.booster.co.nz for more information.

Neither us, nor the Supervisor can approve a withdrawal request unless it meets the requirements of the KiwiSaver Act 2006.

The table on the following page sets out the main types of withdrawal and what can be withdrawn.

You can transfer your savings to another KiwiSaver scheme; however you can only belong to one KiwiSaver scheme at a time. Transferring may result in a United Kingdom (UK) tax penalty if your savings include money transferred from a UK pension scheme.

You can't borrow against your KiwiSaver savings, nor can you use them as security for a loan. You cannot assign or sell your KiwiSaver account to another person unless it's required by a court order.

See our OMI document at www.booster.co.nz for more information about withdrawals.

Making a withdrawal

To withdraw some or all of your savings, you'll need to complete the appropriate withdrawal form, available through Booster's online member portal, mybooster, by contacting us, or from your financial adviser.

Withdrawal requests will normally be processed within 10 working days of receiving the request. In unusual circumstances it may take longer and will be managed on a case-by-case basis. We can delay the payment of withdrawals from a fund(s) if we believe that making payments is not practicable or in the best interests of all investors in that fund(s).

When a full withdrawal is made, tax will be deducted or refunded before the money is paid out.

For partial withdrawals, we may make a deduction from the amount payable to ensure that enough money remains in your account to cover any tax payment.

How to switch between funds

You can change the funds that your current savings and/or any future contributions are invested in, online or by completing an investment switch form available in mybooster, by contacting us, or your financial adviser. You can invest in up to five funds as long as you invest at least 10% of your savings in each fund and total 100% across all funds.

This PDS provides information on the Booster KiwiSaver Scheme Asset Class Funds and Enhanced Cash Fund. There are additional funds you can invest in which are not covered in this document. You can learn about them in the following PDSs available at www.booster.co.nz, by contacting us, or from your financial adviser:

- Booster KiwiSaver Scheme – Default Saver Fund;
- Booster KiwiSaver Scheme – Multi-sector Funds and Cash Fund; and
- Booster KiwiSaver Scheme – Socially Responsible Investment Funds

Types of withdrawals

	Member contributions	Employer contributions	Government contributions	\$1000 Kick-start (if any ²)	Australian complying superannuation (savings transferred)
Reaching superannuation qualification age	✓	✓	✓	✓	✓
First home purchase ³	✓	✓	✓		
Significant financial hardship	✓	✓			✓
Serious illness	✓	✓	✓	✓	✓
Life-shortening congenital condition ⁴	✓	✓	✓	✓	✓
Permanent emigration other than to Australia ⁵	✓	✓		✓	
Permanent emigration to Australia ⁶	✓	✓	✓	✓	✓
Death	✓	✓	✓	✓	✓
Foreign superannuation transfers - paying NZ tax or student loan obligations	✓	✓			
Retirement withdrawal of Australian savings from age 60					✓
As directed by a Court Order	✓	✓	✓	✓	✓

² Only applies if you first joined KiwiSaver before 21 May 2015.

³ You must leave at least \$1,000 in your member account after the withdrawal. Even if you have owned a home before, you may still be eligible – see www.kaingora.govt.nz for more information.

⁴ If you make a life-shortening congenital condition withdrawal you will be treated as if you have reached the New Zealand superannuation qualification age and you will no longer be entitled to government contributions or compulsory employer contributions.

⁵ Withdrawals can only be made one year after your permanent emigration.

⁶ Your savings will be transferred to an Australian complying superannuation scheme.

3. Description of your investment options

What we mean when we talk about:

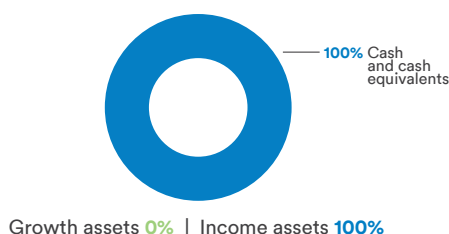
- Income assets = cash and fixed interest investments.
- Growth assets = equities (shares) and property investments.
- Capital growth = the profit made (money gained) when a fund's investments increase in value.

Enhanced Cash Fund


Investment objective and strategy

- To provide a stable return from interest income that is comparable or above 'on call' bank accounts.
- To achieve returns (before fees and tax) 0.25% ahead of the Official Cash Rate over any two year period.
- Invests entirely in income assets.

Target investment mix



Risk indicator



Minimum suggested investment time frame

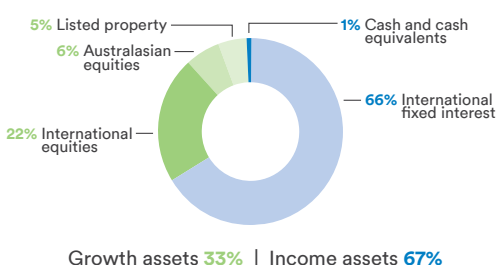
No minimum time frame

Asset Class Conservative Fund


Investment objective and strategy

- To provide relatively consistent returns, with some capital growth over the long-term.
- To achieve returns (after fees but before tax) of at least 1.75% per year above inflation over the long term.
- Invests mainly in income assets and includes some growth assets.
- Exposure to these asset classes is achieved by primarily investing in DFA Australia Limited (Dimensional) funds, utilising their Sustainability Trusts where available.

Target investment mix



Risk indicator



Minimum suggested investment timeframe

4 years

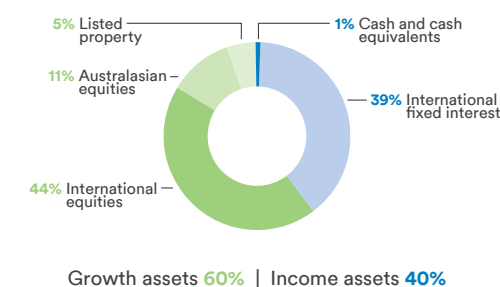
Generally, there will be some movements up and down in the value of the fund.

Asset Class Balanced Fund


Investment objective and strategy

- To provide long-term capital growth but to partially offset short-term movements up and down with some income assets.
- To achieve returns (after fees but before tax) of at least 2.5% per year above inflation over the long term.
- Invests in growth assets and income assets.
- Exposure to these asset classes is achieved by primarily investing in DFA Australia Limited (Dimensional) funds, utilising their Sustainability Trusts where available.

Target investment mix



Risk indicator



Minimum suggested investment timeframe

5 years

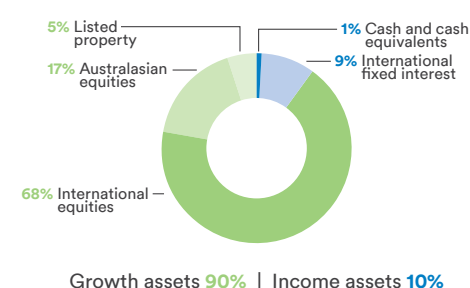
There will be movements up and down in the value of the fund.

Asset Class Growth Fund


Investment objective and strategy

- To maximise the potential for capital growth over the long-term.
- To achieve returns (after fees but before tax) of at least 4.5% per year above inflation over the long term.
- Invests mainly in growth assets and includes some income assets.
- Exposure to these asset classes is achieved by primarily investing in DFA Australia Limited (Dimensional) funds, utilising their Sustainability Trusts where available.

Target investment mix



Risk indicator



Minimum suggested investment timeframe

10 years

There will be larger movements up and down in the value of the fund.

Statement of Investment Policy and Objectives

If you would like to learn more about the funds, you can read the Statement of Investment Policy and Objectives (SIPO). The most current SIPO for the Scheme can be found on our website www.booster.co.nz.


We may change the SIPO from time to time without notifying you. We will consult with the Supervisor and give them written notice of any changes before they take effect. Any material changes will be advised in the Scheme annual report.

Further information about the assets in the funds can be found in the fund updates at www.booster.co.nz.

4. What are the risks of investing?

Understanding the risk indicator

Managed funds in New Zealand must have a standard risk indicator. The risk indicator is designed to help investors understand the uncertainties both for loss and growth that may affect their investment. You can compare funds using the risk indicator.



The risk indicator for each fund covered in this PDS can be found on page 2.

The risk indicator is rated from 1 (low) to 7 (high). The rating reflects how much the value of the fund's assets goes up and down (volatility). A higher risk generally means higher potential returns over time, but more ups and downs along the way.

To help you clarify your own attitude to risk, you can seek financial advice or work out your risk profile at <https://booster.co.nz/documents-and-forms/booster-kiwisaver-scheme-documents-and-forms.aspx>

Note that even the lowest category does not mean a risk-free investment, and there may be other risks that are not captured by this rating.

This risk indicator is not a guarantee of a fund's future performance. The risk indicator is based on the returns data for the five years to 31 December 2022. While risk indicators are usually relatively stable, they do shift from time to time.

You can see the most recent risk indicator in the latest fund update for each fund. Fund updates are published each quarter on www.booster.co.nz.

We believe that the period of returns used to calculate the risk ratings may not be representative of the average investment cycle for the funds and therefore the risk indicators shown may be different if calculated over longer-term investment periods.

General investment risks

Some of the things that may cause the fund's value to move up and down, which affect the risk indicator, are:

Market risk. A fund can experience loss due to factors that may impact the overall performance of financial markets, a sector, or specific investments in response to negative information and factors. These factors include, but are not limited to, economic and regulatory conditions, political events, environmental and technological issues.

Asset class risk. The risk for each fund is largely determined by the mix of assets in the fund. Funds with more growth assets such as shares generally suffer bigger and more frequent losses and gains over the long-term than funds with more income assets such as fixed interest investments.

Manager risk. A fund could underperform because of the way we, or an investment manager that we have selected, manages the fund's investments.

Settlement risk. If the other party to a transaction by a fund, or an intermediary used, fails to deliver on their obligations, which may result in a loss of value to the fund.

Liquidity risk. If a fund is unable to sell an investment at the desired time or will be sold at a lower value than would be expected in normal market conditions, which could impact the value of the investment and returns.

Currency risk. The value of international investments may be affected by the value of the foreign currencies in which these investments are held (relative to the New Zealand dollar).

Interest rate risk. Interest rates on fixed interest investments may increase, causing a drop in their value.

Credit risk. The value of a fixed interest investment can drop because there are doubts about the ability of a borrower to meet their future payment obligations.

For more information on the risks of investing in the Scheme, see the OMI document available on our website, www.booster.co.nz.

5. What are the fees?

You will be charged fees for investing in the Scheme. Fees are deducted from your investment and will reduce your returns. If we invest in other funds, those funds may also charge fees. The fees you pay will be charged in two ways:

- regular charges (for example, annual fund charges). Small differences in these fees can have a big impact on your investment over the long term;
- one-off fees (for example, account closure fee).

Fund	Annual fund charges (AFC)	AFC on portion of your balance between			
		\$200k - \$500k	\$500k - \$1m	\$1m - \$2m	\$2m+
Enhanced Cash Fund	0.75%	0.45%	0.25%	0.15%	0.00%
Asset Class					
Conservative Fund	1.11%	0.97%	0.87%	0.79%	0.72%
Balanced Fund	1.18%	1.04%	0.94%	0.86%	0.79%
Growth Fund	1.24%	1.10%	1.00%	0.92%	0.85%
Member fee					
		The standard member fee is \$36 per year (\$3 per month). This fee is only charged if the balance of your account is over \$500.			
Account closure fee					
		If you close your account, you'll be charged a fee of \$30.			

Goods and services tax (GST) is not included in any of the fees stated. GST will be added to any fees where applicable.

To learn more about these fee discounts, we recommend you read the 'annual fund charges' section below and the examples in the OMI document available on our website.

Annual fund charges

The annual fund charges include all charges associated with investing in the funds excluding one-off fees relating to individual member actions. The annual fund charges include:

An annual management fee. This fee covers our administration and investment management fees, the Supervisor's fee, and the regular costs and expenses of running the Scheme (such as audit fees and legal fees). It is calculated daily as a percentage of the net asset value of the fund and paid monthly. This fee also covers the fees of any funds in which the funds invest other than performance-based fees which currently there are none. If you have more than \$200,000 invested in the Scheme, you may be eligible to receive a rebate of some of the annual fund charge on your investments in the Scheme above this amount. This rebate will be calculated daily as a percentage of the total value of your relevant investments in the Scheme and applied at the end of each month to buy additional units in the relevant fund(s). The rebates that apply are outlined in the table above.

If you hold any portion of your investment in one or more of the Asset Class Conservative Fund, Asset Class Balanced Fund, or Asset Class Growth Fund an alternative rebate structure will be applied to your entire balance in the Scheme.

Alternative rebate structure

On investments between:

- | | |
|-------------------------------|-------|
| • \$200,000 and \$500,000 | 0.14% |
| • \$500,000 and \$1,000,000 | 0.24% |
| • \$1,000,000 and \$2,000,000 | 0.32% |
| • Over \$2,000,000 | 0.39% |

Please note: if you hold any portion of your investment in the Default Saver Fund or the Conservative Fund, no fee rebates will be applied to any of your balance.

Other charges

Member fee

This fee covers the costs of administering your account, including the cost of compliance imposed by legislation and regulation; and costs associated with member onboarding, maintenance and ongoing reporting activities. This fee also covers costs associated with the development and provision of technology tools such as apps and educational tools. It is deducted from your account each month and paid to us.

Individual action fees

Account closure fee

This fee covers the administration costs of closing your account when you make a full withdrawal of your savings. It's deducted from the withdrawal amount and paid to us.

Other individual action fees

There is currently no contribution, establishment, or partial withdrawal fees. You may be charged other fees on an individual basis for investor-specific actions (such as a switching fee).

Transaction costs

We may apply transaction costs to a fund's unit price, where these have been incurred because of a fund buying or selling investments due to member applications or redemptions. Transaction costs are retained within the funds and are not a fee that is paid to us.

For more information on the Scheme fees and charges see the OMI document on our website www.booster.co.nz.

The fees can be changed

Any new fees or changes to existing fees are subject to the Scheme's trust deed, the KiwiSaver Act, and the Instrument of Appointment. The Financial Markets Authority must be satisfied that any fee charged is reasonable.

We must publish a quarterly fund update for each fund showing the fees charged during the most recent year.

Fund updates, including past updates, are available at www.booster.co.nz.

Example of how fees apply to an investor

Mike invests **\$10,000** in the Asset Class Growth Fund. He is not charged an establishment fee or a contribution fee.

This means that the starting value of his investment is **\$10,000**.

He is charged management and administration fees, which works out to about **\$124 (1.24% of \$10,000)**. These fees might be more or less if his account balance has increased or decreased over the year.

Over the next year, Mike pays other charges of **\$36**.

Estimated total fees for the first year

Fund charges: **\$124**

Other charges: **\$36**

See the latest fund update for an example of the actual returns and fees investors were charged over the past year.

This example applies only to the Asset Class Growth Fund. If you are considering investing in other funds in the Scheme, this example may not be representative of the actual fees you may be charged.

6. What taxes will you pay?

The Scheme is a portfolio investment entity. The amount of tax you pay is based on your prescribed investor rate (PIR). To determine your PIR, go to www.ird.govt.nz/roles/portfolio-investment-entities/find-my-prescribed-investor-rate or the application form. If you are unsure of your PIR, we recommend you seek professional advice or contact the Inland Revenue Department.

It is your responsibility to tell us your PIR when you invest or if your PIR changes. If you do not tell us, a default rate may be applied.

If the rate applied to your PIE income is lower than your correct PIR you will be required to pay any tax shortfall as part of the income tax year-end process. If the rate applied to your PIE income is higher than your PIR any tax over-withheld will be used to reduce any income tax liability you may have for the tax year and any remaining amount will be refunded to you.

7. Who is involved?

About Booster

We've been involved with KiwiSaver since its beginnings and we're one of the largest New Zealand-owned and operated KiwiSaver scheme providers. We're also a government-appointed default KiwiSaver scheme provider.

We are part of the Booster Group which currently administers superannuation and investment funds of over \$5 billion on behalf of more than 170,000 New Zealanders.

You can contact us at:

Call: **0800 336 338**

Monday to Thursday 8.00am-8.00pm
Friday 8.00am-5.30pm

Email: kiwisaver@booster.co.nz

Write: **Booster Investment Management Limited**
PO Box 11872, Wellington 6142

Who else is involved

	Name	Role
Supervisor	Public Trust	Supervises us to make sure we meet our responsibilities and obligations.
Custodian	PT (Booster KiwiSaver) Nominees Limited	Appointed by the Supervisor to hold the assets of the funds on behalf of the investors.
Other	Booster Custodial Administration Services Limited	Appointed by the Custodian and the Supervisor to provide custodial administration services.
	Stewart Group Asset Management Limited	Provides investment advisory and related services to us with respect to the portfolio management of the Asset Class Conservative, Asset Class Balanced, and Asset Class Growth Funds.

8. How to complain

You can lodge a complaint with us (in the first instance) or the Supervisor, at the contact details below:

Manager

Booster Investment Management Limited

Attn. Chief Operating Officer
Level 19, Aon Centre, 1 Willis Street
PO Box 11872, Manners Street
Wellington 6142

Phone: **0800 336 338**

Email: **kiwisaver@booster.co.nz**

Supervisor

Public Trust

Attn. General Manager, Corporate Trustee Services
Level 8, Public Trust Building
22-28 Willeston St
Private Bag 5902
Wellington 6140

Phone: **0800 371 471**

Email: **CTS.Enquiry@PublicTrust.co.nz**

If your complaint can't be resolved, you can refer it to one of the following approved dispute resolution schemes. They won't charge you a fee to investigate or resolve your complaint.

Booster's approved dispute resolution scheme

Financial Dispute Resolution Service

Level 4, 142 Lambton Quay
Freepost 231075
PO Box 2272
Wellington 6140

Phone: **0508 337 337**

Email: **enquiries@fdrs.org.nz**

Web: **www.fdrs.org.nz**

Public Trust's approved dispute resolution scheme

Financial Services Complaints Limited

Level 4, 101 Lambton Quay
PO Box 5967
Wellington 6140

Phone: **0800 347 257**

Email: **complaints@fscl.org.nz**

Web: **www.fscl.org.nz**

9. Where you can find more information

More information relating to the Scheme, including quarterly fund updates, financial statements, annual reports, the Scheme's trust deed, SIPO, and OMI, is available on the scheme register and the offer register at **www.disclose-register.companiesoffice.govt.nz** or available on request from the Registrar of Financial Service Providers.

The above information is also available free of charge at **www.booster.co.nz** or by contacting us.

mybooster

When you join the Scheme, you can register for online access to your account at **www.booster.co.nz**. This is a convenient way to view and make changes to your account. You can also view your account details by using the Booster NZ app.

Each year, we'll provide you with an annual statement and tax statement and we'll let you know when the annual report for the Scheme is available.

10. How to apply

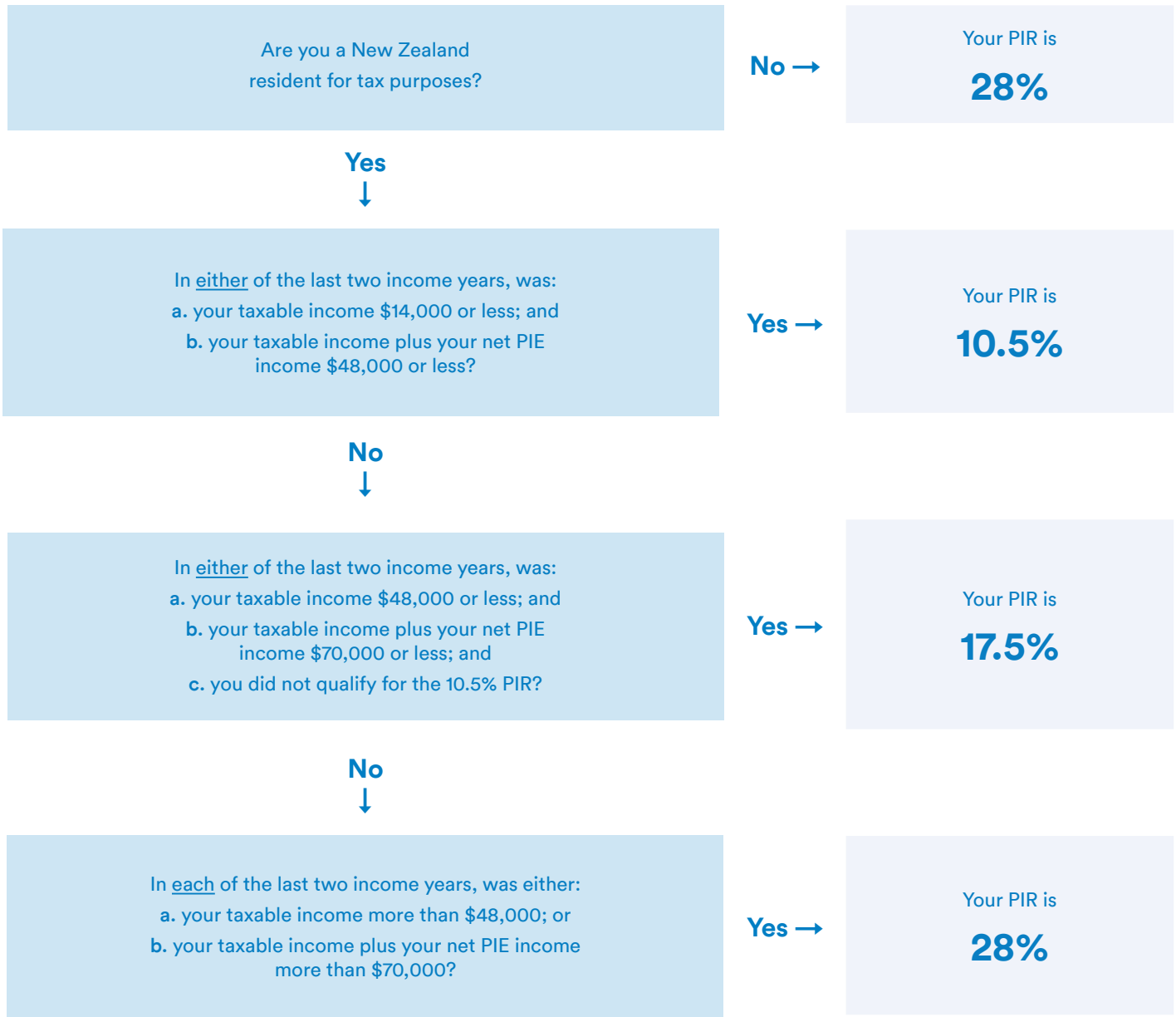
To join the Scheme, you can apply online at **www.booster.co.nz** if you're over 18 and have NZ ID documents. If you're under 18 or prefer not to join online, please complete the attached application form and send it to:

Booster Investment Management Limited
PO Box 11872
Manners Street Wellington 6142

You can also apply via a financial adviser. If you would like to get in touch with a financial adviser, call us on **0800 336 338**.

Guide to work out your Prescribed Investor Rate

The following guide forms part of the application form. It will help you work out your Prescribed Investor Rate (PIR), which you need to tell us in Section 1 of the application form under the heading Personal Details.



If you do not advise us of your PIR, your PIR will default to 28%.

Taxable income includes, but is not limited to, salary or wages, rental income, income from non-PIE investments (e.g. bank accounts, term deposits, shares, bonds and non-PIE managed funds) and income earned outside of New Zealand.

Net PIE income is the net (after tax) investment income which you have earned from a portfolio investment entity (PIE) during the year.

Income year is the period from 1 April to 31 March in the following year.

Application form

Booster KiwiSaver Scheme



Product Disclosure Statement (PDS) dated 10 February 2023

1. Personal details

IRD number

Date of birth

Day

Month

Year

Title

First name(s)

Last name

Address

Postcode

Home phone

Mobile phone

Email

Gender

☐

Female

☐

Male

☐

Non-binary

Prescribed Investor Rate (PIR)

☐

10.5%

☐

17.5%

☐

28%

2. Investment election

Tell us how you would like your contributions invested. You can choose to invest in up to five funds*. The minimum percentage of your contributions you can invest in a fund is 10%. The percentages must be shown as whole numbers and add up to 100%. We recommend you talk to a financial adviser before selecting your funds.

Enhanced Cash Fund and Asset Class Funds

Enhanced Cash Fund	%	Asset Class Balanced Fund	%
Asset Class Conservative Fund	%	Asset Class Growth Fund	%

*There are additional Booster KiwiSaver Scheme funds that you can invest in. You can learn more about them in the following Product Disclosure Statements:

- Default Saver Fund
- Multi-sector Funds and Cash Fund
- Socially Responsible Investment Funds

These Product Disclosure Statements and an application form which includes all the Booster KiwiSaver Scheme fund options are available at www.booster.co.nz, by contacting Booster, or from your financial adviser.

3. Financial adviser (to be completed by your financial adviser (if applicable))

I confirm that:

- I have a business relationship with the applicant.
- Based on my knowledge of the applicant, and, if applicable, their parents and guardians, I don't believe a direct relative or a close business associate of theirs has held a prominent position in a foreign country in the past 12 months.
- I have verified the attached copies of the identification documents for the application, and, if applicable, their parents and/or guardians.

Adviser name

Adviser stamp

4. Applicant's declaration

By signing this application form, I am applying to join the Booster KiwiSaver Scheme.

- I understand and agree that I am bound by the trust deed which governs the Booster KiwiSaver Scheme; and
- I confirm that I have received, read and understood this Product Disclosure Statement for the Booster KiwiSaver Scheme; and
- I confirm that I meet the eligibility criteria specified on page 4 of this Product Disclosure Statement to join the Booster KiwiSaver Scheme; and
- I understand that if I transfer my savings from another KiwiSaver scheme or superannuation scheme, I authorise Booster to arrange the transfer of those savings to the Booster KiwiSaver Scheme; and
- I confirm that I have read the Booster Privacy Policy at www.booster.co.nz/terms-and-conditions/privacy.aspx and I consent to my personal information being collected and used in accordance with this policy.
- I consent to Booster providing information about me and my membership in the Booster KiwiSaver Scheme to my financial adviser if so required.
- I confirm that the information provided by me on this application form is true and correct.

Applicant's signature (if 16 years or older)

Date

Day

Month

Year

5. Verification and certification of identity

We are required by law to verify the identity of the applicant and all persons signing this application form on behalf of the applicant. In addition, copies of the identity documents must be either certified by an AML Trusted Referee or verified by an authorised agent of Booster.

Identity documents when investing for minors:

- Please provide a birth certificate on behalf of the minor which includes the name(s) of the parent(s).
- Guardians who are not listed on the minor's birth certificate must provide proof of guardianship.

Full details of our verification and certification requirements are outlined on the inside back cover of this Product Disclosure Statement.

6. Parent/Guardian declaration

If the applicant is age 16 or 17, the application form must be signed by the applicant and one parent/guardian.

If the applicant is under age 16, the form must be signed by all parents/all guardians.

Booster is entitled to rely on the instructions of any one person named as the parent/guardian in this application form, including an appointment or change of adviser.

I confirm that:

- I am a parent/guardian of the applicant.
- I have read and accepted the declaration contained in Section 4 on behalf of the applicant.
- I have consulted and am acting with the agreement of the Applicant's other parent/guardian.

Full name

Date of birth

Day

Month

Year

Address

Postcode

Relationship to applicant

Signature

Date

Day

Month

Year

Full name

Date of birth

Day

Month

Year

Address

Postcode

Relationship to applicant

Signature

Date

Day

Month

Year

Direct Debit form

Booster KiwiSaver Scheme



Please note that not all accounts are available for direct debit. If you are unsure about your account, please check with your bank.

Instructions to the Manager ☐ New ☐ Amended

Member number

IRD number

Member name

Amount to pay

Start date

Day

Month

Year

End date (if applicable)

Day

Month

Year

Select the frequency (select one only)

☐ Fortnightly ☐ Monthly ☐ Half yearly ☐ Yearly

Please tick

☐ I have attached a bank coded deposit slip. (Required)

☐ I also wish to make contributions from this bank account for other Booster KiwiSaver Scheme members. (Enter their details over the page)

Address of bank account holder (for correspondence regarding this direct debit)

Postcode

Direct Debit Authority

Name of my account to be debited (acceptor)

Name of my bank

Bank

Branch number

Account number

Suffix

Initiator's Authorisation Code

Approved

3232

06/18

From the acceptor to my bank

I authorise you to debit my account with the amounts of direct debit instructions received from PT (Booster KiwiSaver) Nominees Limited (the Initiator) with the authorisation code specified on this authority and in accordance with this authority until further notice from me.

I agree that this authority is subject to:

- My bank's terms and conditions that relate to my/our account; and
- The terms and conditions listed below.

Authorised signature(s)

Date

Day

Month

Year

Specific conditions relating to notices and disputes

1. I agree that the Initiator must give me at least 10 days' prior notice of each direct debit, including the first direct debit in a series.
2. Changes to the amounts or dates of a series of direct debits require 30 days' prior notice to me.
3. I can also agree with the Initiator to receive a same day notice for direct debits specifically requested by me.
4. All notices must be in writing, but can be delivered electronically, if I have agreed that with the Initiator.
5. I can also ask you to reverse a direct debit up to 120 days after the direct debit if:
 - I didn't receive proper notice of the amount and date of the direct debit; or
 - I received notice but the amount or date of the direct debit is different from the amount or date on the notice.
6. If you dishonour a direct debit but the Initiator retries it within 5 business days of the original direct debit, I understand that the Initiator doesn't need to notify me again about that direct debit.

Deduction details for additional Booster KiwiSaver Scheme Members

Member number

IRD number

Member name

Amount to pay

Start date

DayMonthYear

End date (if applicable)

DayMonthYear

Select the frequency (select one only)

☐ Fortnightly

☐ Monthly

☐ Half yearly

☐ Yearly

Member number

IRD number

Member name

Amount to pay

Start date

DayMonthYear

End date (if applicable)

DayMonthYear

Select the frequency (select one only)

☐ Fortnightly

☐ Monthly

☐ Half yearly

☐ Yearly

Member number

IRD number

Member name

Amount to pay

Start date

DayMonthYear

End date (if applicable)

DayMonthYear

Select the frequency (select one only)

☐ Fortnightly

☐ Monthly

☐ Half yearly

☐ Yearly

Member number

IRD number

Member name

Amount to pay

Start date

DayMonthYear

End date (if applicable)

DayMonthYear

Select the frequency (select one only)

☐ Fortnightly

☐ Monthly

☐ Half yearly

☐ Yearly

Guide to verification and certification of identity documents

Member	Adults 18+	Minors 16 & 17	Minors 16 & 17	Minors under 16	Minors under 16
Scenario	New to KiwiSaver or transfer to Booster KiwiSaver Scheme	New to KiwiSaver	Transfer to Booster KiwiSaver Scheme	New to KiwiSaver	Transfer to Booster KiwiSaver Scheme
Signature Required	Applicant only	Applicant and one parent/guardian or two guardians	Applicant or one parent/guardian and evidence of KiwiSaver scheme	Both parents and/or all guardians	One parent/guardian and evidence of KiwiSaver scheme
ID Required	Verified copy of Option 1 or 2 or 3 and proof of address	Applicant (minor): A verified copy of Birth Certificate For all parents or guardians that have signed the application form: Verified copy of Option 1 or 2 or 3 and proof of address			

Option 1

One form of the following primary photographic identification:

- New Zealand passport (that includes the person's name)
- New Zealand firearms licence
- Passport issued by a foreign government (including the name, date of birth, photograph, New Zealand visa and signature of the person)

Option 2

One form of the following primary non photographic identification:

- New Zealand full birth certificate
- Certificate of New Zealand citizenship
- Birth certificate issued by a foreign government, the United Nations or an agency of the United Nations

Plus one form of the following secondary or supporting form of photographic identification:

- New Zealand driver licence (that includes the person's name and signature)
- Kiwi Access Card (previously known as 18+ Card)
- Valid International driving permit (that includes the person's name and signature)

Option 3

New Zealand driver licence (that includes the person's name and signature)

Plus one of the following:

- Credit, debit or eftpos card, that includes the person's name and signature (any numbers on the front and back of the card should be redacted)
- A bank statement issued to the person that is not more than 12 months old issued by a registered bank
- Super Gold Card (that includes the person's name and signature)
- A statement from a government department issued to the person that is not more than 12 months old

Proof of Residential Address

Provide a verified/certified photocopy of one of the following, issued and dated within the last 6 months, showing your current residential address:

- Utility letter
- Rates bill
- Bank account statement
- Government agency statement (e.g. Inland Revenue)
- a print out from www.whitepages.co.nz or a print out from a bank confirming name and address (stamped by the bank).

Verification of identity documents

All copies of identification must be current and either certified by an 'AML Trusted Referee' or verified by an authorised agent of Booster (i.e. your financial adviser). Verified copies must be legible and all photos must be clear. *Verification is valid for three months.*

The certifier/verifier must view the original document and compare it with the copy. The certifier/verifier can then sign and date the copy and print their name, occupation and a statement as follows:

"I [certify/verify] that this is a true copy of the original document sighted by me today and represents the identity of the named individual".

Persons able to certify documents	Persons able to certify documents and witness statutory declarations	A certifier cannot:
<ul style="list-style-type: none"> • Chartered Accountant • Registered medical doctor • Registered teacher • Kaumatua • Member of the Police • An NZ Honorary Consul • Minister of Religion • A person who has legal authority to take statutory declarations in New Zealand 	<ul style="list-style-type: none"> • Lawyer • Justice of the Peace • Notary Public • Member of Parliament 	<ul style="list-style-type: none"> • be related to you (e.g. be your parent, child, brother, sister, uncle, aunty, cousin) • be your spouse or partner • live at the same address as you • certify their own documents

This page has been intentionally left blank.

This page has been intentionally left blank.



We're here to help.

To find out more about the
Booster KiwiSaver Scheme visit our
website, call us on **0800 336 338** or
talk to your financial adviser.

booster.co.nz

Booster Investment Management
Limited, PO Box 11872, Manners Street,
Wellington 6142, New Zealand