

Fund update

Mercer NZ Shares Passive Fund Mercer Investment Funds

Quarter ending 30 June 2025

This fund update was first made publicly available on: 28 July 2025

What is the purpose of this update?

This document tells you how the Mercer NZ Shares Passive Fund has performed and what fees were charged. The document will help you to compare the fund with other funds. Mercer (N.Z.) Limited prepared this update in accordance with the Financial Markets Conduct Act 2013. This information is not audited and may be updated.


Description of this fund

The fund is a passively managed New Zealand shares portfolio that is designed to track the return of the S&P/NZX 50 Index. Environmental, Social and Governance characteristics are integrated into the underlying investment managers' investment processes. The fund aims to provide a return that closely matches the return of the S&P/NZX 50 Index (on a gross basis and including imputation credits).

Total value of the fund	\$68,175,018
The date the fund started	27 November 2017

What are the risks of investing?

Risk indicator for the Mercer NZ Shares Passive Fund:



The risk indicator is rated from 1 (low) to 7 (high). The rating reflects how much the value of the fund's assets goes up and down. A higher risk generally means higher potential returns over time, but more ups and downs along the way.

To help you clarify your own attitude to risk, you can seek financial advice or work out your risk profile at www.sorted.org.nz/tools/investor-profiler

Note that even the lowest category does not mean a risk-free investment, and there are other risks that are not captured by this rating.

This risk indicator is not a guarantee of a fund's future performance. The risk indicator is based on the returns data for 5 years to 30 June 2025. While risk indicators are usually relatively stable, they do shift from time to time. The risk indicator will continue to be updated in future fund updates.

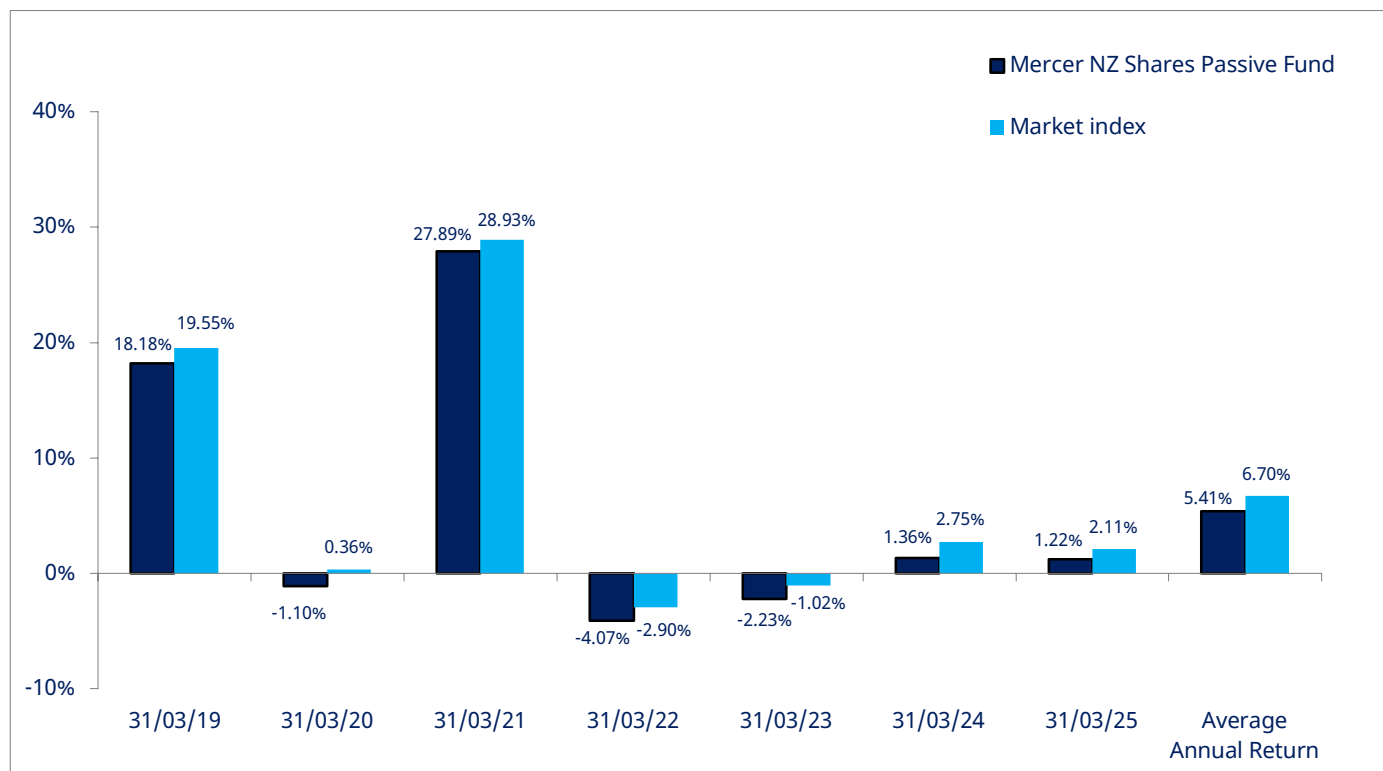
See the product disclosure statement (PDS) for more information about the risks associated with investing in this fund.

How has the fund performed?

	Average over past 5 years	Past year
Annual return¹ <i>(after deductions for charges and tax)</i>	1.52%	7.19%
Annual return¹ <i>(after deductions for charges but before tax)</i>	2.38%	8.08%
Market index annual return¹ <i>(reflects no deduction for charges and tax)</i>	2.71%	8.35%

The market index annual return is based on the S&P/NZX 50 Index (on a gross basis and including imputation credits). Additional information about the market index is available on the offer register at www.disclose-register.companiesoffice.govt.nz.

Annual Return Graph²



This shows the return after fund charges and tax for each year ending 31 March since the fund started. The last bar shows the average annual return since the fund started, up to 30 June 2025.

Important: This does not tell you how the fund will perform in the future.

Returns in this update are after tax at the highest prescribed investor rate (PIR) of tax for an individual New Zealand resident. Your tax may be lower.

What fees are investors charged?

Investors in the Mercer NZ Shares Passive Fund are charged fund charges. In the year to 31 March 2025 these were:

	% of net asset value
Total fund charges	0.36%*
Which are made up of:	
Total management and administration charges	0.36%
Including:	
Manager's basic fee (excluding GST ³)	0.28%
Other management and administration charges (including GST)	0.08%
Total performance based fees	0.00%

*Based on an increase in the 'Other management and administration charges' to an estimated 0.35% from 1 August 2025, the Manager estimates that the total fund charges will increase to 0.63% of the net asset value for the next scheme year.

Investors may also be charged individual action fees for specific actions or decisions (for example, for withdrawing from or switching funds). See the PDS for the Mercer Index Funds on the offer register at www.disclose-register.companiesoffice.govt.nz for more information about those fees.

Small differences in fees and charges can have a big impact on your investment over the long term.

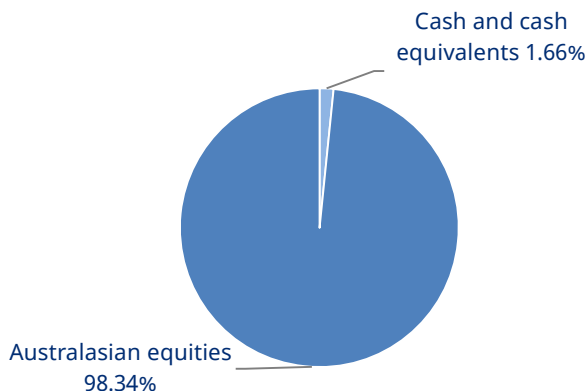
Example of how this applies to an investor

Ben had \$10,000 in the fund at the start of the year and did not make any further contributions. At the end of the year, Ben received a return after fund charges were deducted of \$719.00 (that is 7.19% of his initial \$10,000). Ben also paid \$0.00 in other charges. This gives Ben a total return after tax of \$719.00 for the year.

What does the fund invest in?

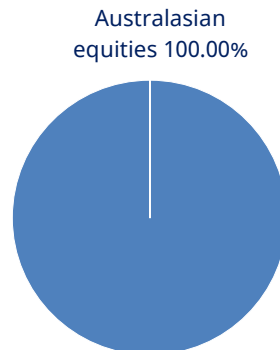
Actual investment mix

This shows the types of assets that the fund invests in.



Target investment mix

This shows the mix of assets that the fund generally intends to invest in.



Top 10 Investments⁴

Name	% of fund net assets	Type	Country	Credit rating (if available)
¹ Fisher & Paykel Healthcare Corporation Limited	16.07%	Australasian equities	New Zealand	NA
² Auckland International Airport Limited	9.92%	Australasian equities	New Zealand	NA
³ Infratil Limited	7.78%	Australasian equities	New Zealand	NA
⁴ Meridian Energy Limited	5.73%	Australasian equities	New Zealand	NA
⁵ EBOS Group Limited	5.71%	Australasian equities	Australia	NA
⁶ Contact Energy Limited	5.48%	Australasian equities	New Zealand	NA
⁷ The A2 Milk Company Limited	4.73%	Australasian equities	New Zealand	NA
⁸ Mainfreight Limited	4.38%	Australasian equities	New Zealand	NA
⁹ Spark New Zealand Limited	3.47%	Australasian equities	New Zealand	NA
¹⁰ Mercury NZ Limited	3.07%	Australasian equities	New Zealand	NA

The top 10 investments make up 66.34% of the fund.

Key personnel

This shows the directors and employees who have the most influence on the investment decisions of the fund.

Name	Current Position	Time in current position	Previous/other position	Time in previous/other position
Ross Butler	Chair - Mercer (N.Z.) Ltd	2 years 2 months	Director - Mercer Investments (Australia) Limited	10 years 4 months
Kylie Willment	Chief Investment Officer, Pacific, Mercer Australia (Pty) Ltd	7 years 8 months	Senior Manager, Investment & Client Strategy - TCorp (NSW Treasury Corporation)	17 years 0 months
Padraig Brown	Chief Investment Officer - New Zealand, Mercer (N.Z.) Ltd	3 years 1 month	Head of Real Estate Investment Management, Mercer Australia (Pty) Ltd	11 years 2 months
Robert Kavanagh	Head of Portfolio Management NZ - Mercer (N.Z.) Ltd	11 years 3 months	Vice President - Account Management, PIMCO Australia Pty Limited	7 years 0 months
James Wilson ⁵	Portfolio Manager - Mercer (N.Z.) Ltd	6 years 5 months	Analyst - New Zealand Treasury	1 year 0 months

Further information

You can also obtain this information, the PDS for the Mercer Index Funds and some additional information from the offer register at www.disclose-register.companiesoffice.govt.nz.

Notes

1. These returns are for the periods ending 30 June 2025.
2. The bar graph shows fund returns after the deduction of fees and tax, however, the market index returns are shown before any fees or tax are deducted.
3. GST is currently charged at 15% on 10% of the management fee in accordance with the non-binding IRD agreement with the Financial Services Council of New Zealand Incorporated on behalf of the funds management industry. GST on management fees is currently under review and therefore this percentage may change in the future.
4. The Top 10 investments have been calculated excluding operational cash and derivatives.
5. James Wilson has not been named as a key person in the previous fund update.

The S&P/NZX 50 Index is a product of S&P Dow Jones Indices LLC or its affiliates ("SPDJI") and NZX Limited, and has been licensed for use by Mercer (N.Z.) Limited. Standard & Poor's® and S&P® are registered trademarks of Standard & Poor's Financial Services LLC ("S&P"); Dow Jones® is a registered trademark of Dow Jones Trademark Holdings LLC ("Dow Jones"); and these trademarks have been licensed for use by SPDJI and sublicensed for certain purposes by Mercer (N.Z.) Limited. NZX® is a trademark of NZX Limited and has been licensed for use by SPDJI

and Mercer (N.Z.) Limited. The Mercer NZ Shares Passive Fund is not sponsored, endorsed, sold or promoted by SPDJI, Dow Jones, S&P, their respective affiliates, or NZX Limited and none of such parties make any representation regarding the advisability of investing in such product(s) nor do they have any liability for any errors, omissions, or interruptions of the S&P/NZX 50 Index.