

Fund Update

For the quarter ended 30 June 2025

This fund update was first made publicly available on 28 July 2025

What is the purpose of this update?

This document tells you how the **Socially Responsible Balanced Fund** has performed and what fees were charged. The document will help you to compare the fund with other funds. **Booster Investment Management Limited** prepared this update in accordance with the Financial Markets Conduct Act 2013. This information is not audited and may be updated.

Description of this fund

The Socially Responsible Balanced Fund is suited to investors who seek a medium level of returns on average over medium term periods (five years plus), allowing for shorter-term ups and downs, whilst excluding investments which do not satisfy certain socially responsible investment criteria. We aim to achieve this by investing in a mix of income and growth assets, and the application of our Responsible Investment Policy.

Total value of the Fund	\$76,999,185
The date the fund started	6 September 2015

What are the risks of investing?

Risk indicator for the **Socially Responsible Balanced Fund**:



The risk indicator is rated from 1 (low) to 7 (high). The rating reflects how much the value of the fund's assets go up and down. A higher risk generally means higher potential returns over time, but more ups and downs along the way.

To help you clarify your own attitude to risk, you can seek financial advice or work out your risk profile at <https://www.sorted.org.nz/tools/investor-kickstarter>

Note that even the lowest category does not mean a risk-free investment, and there are other risks not captured by this rating.

This risk indicator is not a guarantee of a fund's future performance. The risk indicator is based on returns data for the five years to 30 June 2025. While risk indicators are usually relatively stable, they do shift from time to time. The risk indicator will continue to be updated in future fund updates.

See the product disclosure statement (PDS) for more information about the risks associated with investing in this fund.

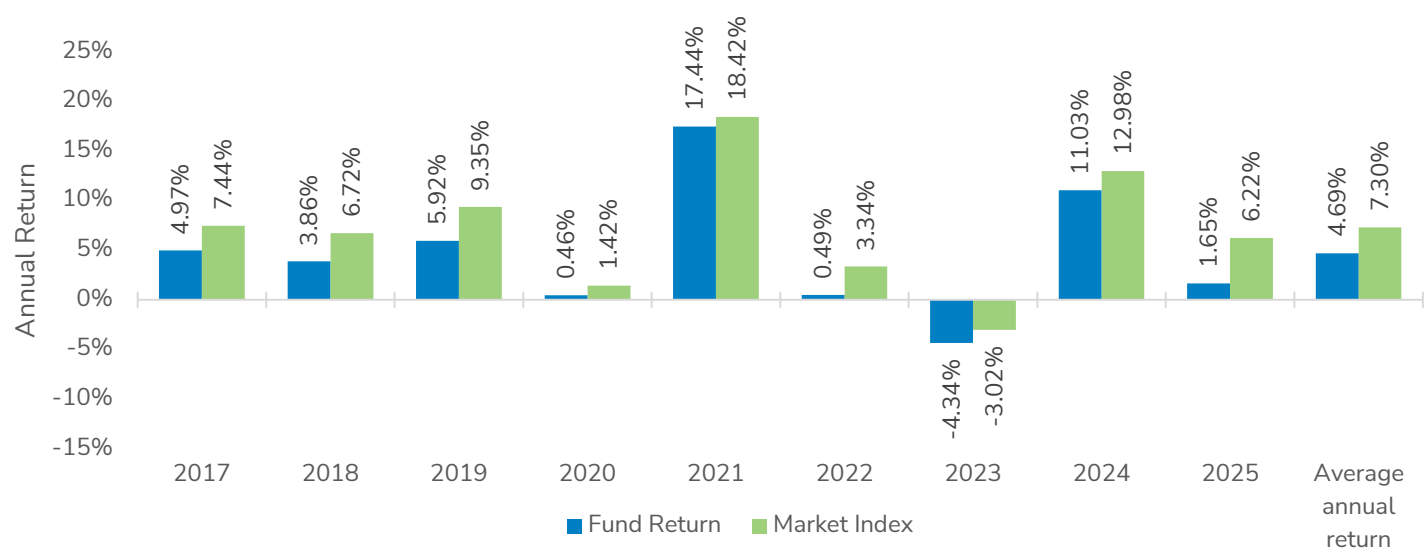
How has the fund performed?

	Average over the past 5 years	Past Year
Annual return (after deductions for charges and tax)	3.77%	4.66%
Annual return (after deductions for charges but before tax)	3.63%	5.21%
Market index annual return (reflects no deduction for charges and tax)	6.45%	10.52%

The market index return is based on the weighted average return of the market indices used in respect of the underlying asset classes as described in the Statement of Investment Policy and Objectives.

More information about the market index is available on the Disclose offer register at <https://disclose-register.companiesoffice.govt.nz/>

Annual return graph



This shows the return after fund charges and tax for each year ended 31 March since the fund started. The last bar shows the average annual return since the fund started, up to 30 June 2025. Please note that the market index returns do not include deductions for charges and tax.

Important: This does not tell you how the fund will perform in the future.

Returns in this update are after tax at the highest prescribed investor rate (PIR) of tax for an individual New Zealand resident. Your tax may be lower.

What fees are investors charged?

Investors in the Socially Responsible Balanced Fund are charged fund charges. In the year to 31 March 2025 these were:

	% of Net Asset Value
Total fund charges¹	2.75%
Which are made up of:	
Total management and administration charges	2.75%
Including:	
Manager's basic fee	2.67%
Other management and administration charges	0.08%
Total Performance-based fees²	0.00%
Other charges	Dollar amount per investor
Member Fee	\$0.00

Investors may also be charged individual action fees for specific actions or decisions (for example, for withdrawing from or switching funds). See the Booster Investment Scheme: Investment Series: Multi-Sector Funds PDS for more information about those fees.

See the product disclosure statement for more information about the basis on which performance fees are charged.

Small differences in fees and charges can have a big impact on your investment over the long term.

Example of how this applies to an investor

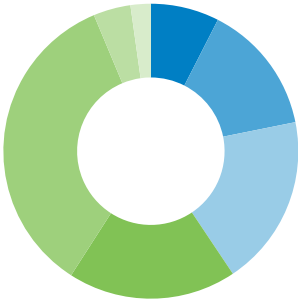
Ruby had \$10,000 in the fund at the start of the year and did not make any further contributions. At the end of the year, Ruby received a return after fund charges and tax were deducted of \$466 (that's 4.66% of her initial \$10,000). Ruby also paid \$0.00 in other charges. This gives Ruby a total return after tax of \$466 for the year.

What does the fund invest in?

Actual Investment Mix

This shows the types of assets that the fund invests in.

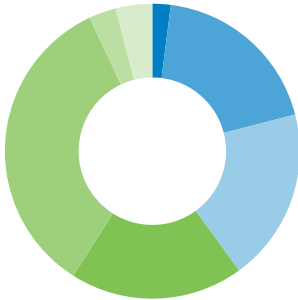
- 7.51% Cash and cash equivalents
- 14.33% New Zealand fixed interest
- 18.77% International fixed interest
- 18.48% Australasian equities
- 34.60% International equities
- 4.09% Listed property
- 2.22% Unlisted property



Target Investment Mix

This shows the mix of assets that the fund generally intends to invest in.

- 2.00% Cash and cash equivalents
- 19.00% New Zealand fixed interest
- 19.00% International fixed interest
- 19.00% Australasian equities
- 34.00% International equities
- 3.00% Listed property
- 4.00% Unlisted property



Booster Investment Scheme

Socially Responsible Balanced Fund



Top 10 Investments

Name	% of fund net assets	Type	Country	Credit Rating (if applicable)
NZ Cash (BNZ Bank Trust Account)	2.31%	Cash and cash equivalents	NZ	A-1+
Fisher & Paykel Healthcare Corporation Limited	2.08%	Australasian equities	NZ	
Microsoft Corporation	1.62%	International equities	US	
Auckland International Airport Limited	1.35%	Australasian equities	NZ	
Apple Inc	1.13%	International equities	US	
NVIDIA Corp	1.12%	International equities	US	
Amazon.com Inc	1.12%	International equities	US	
NZ Govt Stock 4.5% 15/04/2027	1.08%	New Zealand fixed interest	NZ	AAA
Infratil Limited	1.06%	Australasian equities	NZ	
NZ Govt Stock 4.50% 15/05/2035	1.05%	New Zealand fixed interest	NZ	AAA

The top 10 investments make up 13.92% of the fund.

Currency Hedging

Currency hedging can apply to some of the asset classes this fund invests in. All international fixed interest investments and international listed property investments are fully hedged. The level of currency hedging for Australian equities is normally 50% but this can be actively managed between 0% - 100% and exposures for international equities is normally 50% hedged but can be actively managed between 20% - 80%. Refer to the Statement of Investment Policy and Objectives for more information.

Key personnel

This shows the directors and employees who have the most influence on the investment decisions of the fund.

Name	Current Position	Time in current position	Previous or other position	Time in previous or other position
Nic Craven	Chair of the Booster Investment Committee	1 month	Chief Investment Officer, Booster Financial Services	3 Years, 10 Months
Aaron Usher	Portfolio Strategy Manager	3 years, 11 months	Portfolio Manager - Australasian Equities, Booster Financial Services	3 years, 8 months
Steffan Berridge ³	Investment Committee Member	1 month	Chief Investment Officer, Kiwi Wealth	1 year, 4 months
Colin Thompson ³	Investment Committee Member	1 month	Senior Investment Specialist, Medical Assurance Society	1 year, 2 months
Rowan Calvert	Portfolio Manager - Global Equities	7 years, 8 months	Senior Equity Analyst, Booster Financial Services	7 years, 4 months

Further Information

You can also obtain this information, the PDS for the **Booster Investment Scheme: Investment Series: Multi-Sector Funds**, and some additional information from the offer register at <https://disclose-register.companiesoffice.govt.nz/>

Notes

1 Total fund charges are charged as a percentage of an investor's interest in the fund (i.e. as a percentage of their account balance). GST is included in the manager's basic fee but is not included for any other fund charges stated and will be added where required.

2 The Fund may invest a portion of its net asset value in Booster Innovation Fund, which is managed and established by Booster Investment Management Limited. Booster Innovation Fund pays a performance fee to Booster Investment Management Limited. By investing in Booster Innovation Fund, the Fund will bear a proportionate share of any performance fee charged which will be reflected in the unit price of the Fund.

3 This key personnel has not been named in a previous fund update and has been added as key personnel of the Fund.