

## Fund Update

For the quarter ended 30 June 2025

This fund update was first made publicly available on 28 July 2025

### What is the purpose of this update?

This document tells you how the **Geared Growth Fund** has performed and what fees were charged. The document will help you to compare the fund with other funds. **Booster Investment Management Limited** prepared this update in accordance with the Financial Markets Conduct Act 2013. This information is not audited and may be updated.

### Description of this fund

The Geared Growth Fund is suited to investors who seek higher returns, including increased potential returns via leverage, on average over extended periods (fifteen years plus), allowing for more significant short to medium term ups and downs. We aim to achieve this by investing predominantly in growth assets, with little or no allocation to income assets, and the use of leverage to provide increased exposure.

Total value of the Fund	\$604,264,105
Number of Investors in the fund	15,488
The date the fund started	15 July 2009

### What are the risks of investing?

Risk indicator for the **Geared Growth Fund**:



The risk indicator is rated from 1 (low) to 7 (high). The rating reflects how much the value of the fund's assets go up and down. A higher risk generally means higher potential returns over time, but more ups and downs along the way.

To help you clarify your own attitude to risk, you can seek financial advice or work out your risk profile at <https://www.sorted.org.nz/tools/investor-kickstarter>

Note that even the lowest category does not mean a risk-free investment, and there are other risks not captured by this rating.

This risk indicator is not a guarantee of a fund's future performance. The risk indicator is based on returns data for the five years to 30 June 2025. While risk indicators are usually relatively stable, they do shift from time to time. The risk indicator will continue to be updated in future fund updates.

See the product disclosure statement (PDS) for more information about the risks associated with investing in this fund.

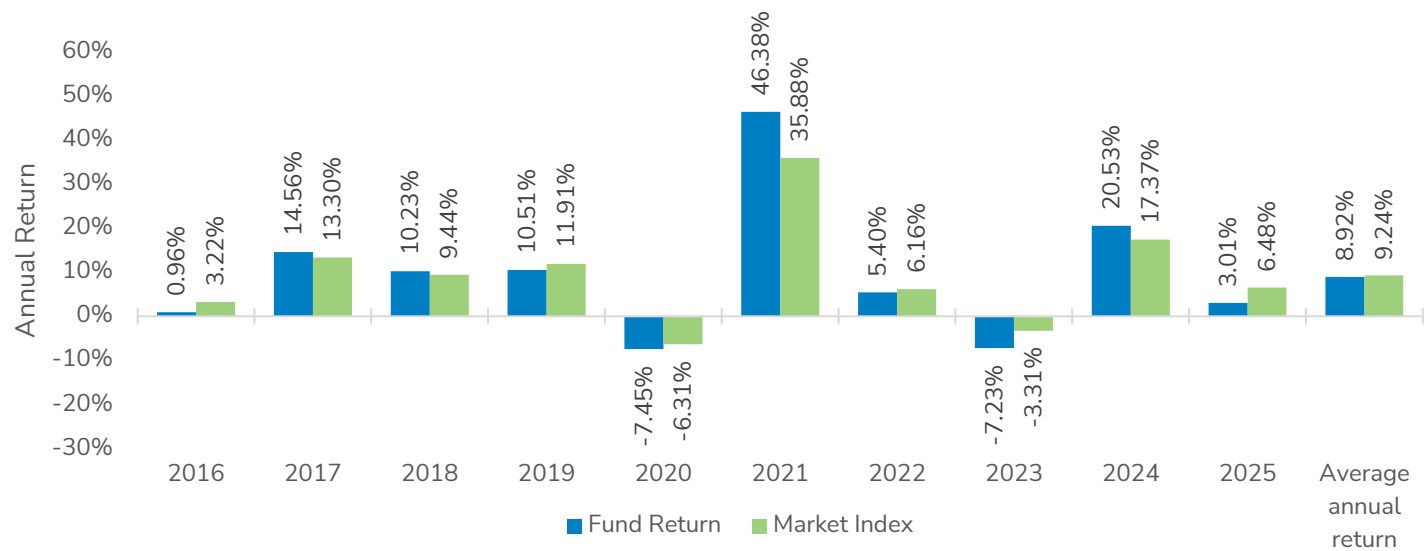
How has the fund performed?

	Average over the past 5 years	Past Year
<b>Annual return</b> (after deductions for charges and tax)	9.37%	7.69%
<b>Annual return</b> (after deductions for charges but before tax)	10.43%	8.87%
<b>Market index annual return</b> (reflects no deduction for charges and tax)	10.11%	12.77%

The market index return is based on the weighted average return of the market indices used in respect of the underlying asset classes as described in the Statement of Investment Policy and Objectives.

More information about the market index is available on the Disclose offer register at <https://disclose-register.companiesoffice.govt.nz/>

Annual return graph



This shows the return after fund charges and tax for each of the last 10 years ending 31 March. The last bar shows the average annual return for the last 10 years, up to 30 June 2025. Please note that the market index returns do not include deductions for charges and tax.

**Important:** This does not tell you how the fund will perform in the future.

Returns in this update are after tax at the highest prescribed investor rate (PIR) of tax for an individual New Zealand resident. Your tax may be lower.

What fees are investors charged?

Investors in the Geared Growth Fund are charged fund charges. In the year to 31 March 2025 these were:

	% of Net Asset Value
<b>Total fund charges<sup>1</sup></b>	<b>1.38%</b>
Which are made up of:	
<b>Total management and administration charges</b>	<b>1.38%</b>
Including:	
Manager's basic fee <sup>2 3 4</sup>	1.34%
Other management and administration charges	0.04%
<b>Total Performance-based fees<sup>5 6 7 8</sup></b>	<b>0.00%</b>
<b>Interest Costs<sup>9</sup></b>	<b>% of Net Asset Value</b>
In addition to the annual fund charges, the fund incurs interest costs on the amount borrowed by the fund to leverage its total exposure to equities. In the year to 31 March 2025, the costs were:	0.63%
<b>Other charges</b>	<b>Dollar amount per investor</b>
Member Fee	\$36.00

The Geared Growth Fund has a membership fee of \$3.00 per month per investor. In total, during the disclosure year, this would be \$36.00 (\$3.00 x 12).

Investors may also be charged individual action fees for specific actions or decisions (for example, for withdrawing from or switching funds). See the Booster KiwiSaver Scheme: Multi-sector Funds and Cash Fund PDS for more information about those fees.

See the product disclosure statement for more information about the basis on which performance fees are charged.

Small differences in fees and charges can have a big impact on your investment over the long term.

Example of how this applies to an investor

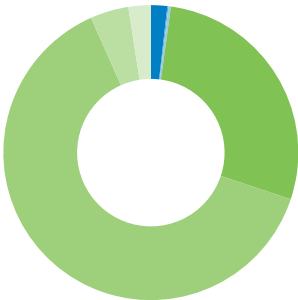
Ruby had \$10,000 in the fund at the start of the year and did not make any further contributions. At the end of the year, Ruby received a return after fund charges and tax were deducted of \$769 (that's 7.69% of her initial \$10,000). Ruby also paid \$36.00 in other charges. This gives Ruby a total return after tax of \$733 for the year.

What does the fund invest in?

Actual Investment Mix

This shows the types of assets that the fund invests in.

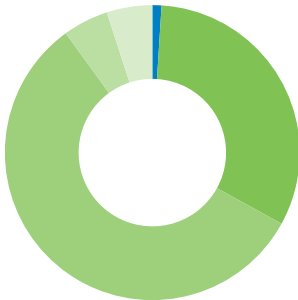
- 1.79% Cash and cash equivalents
- 0.12% New Zealand fixed interest
- 0.27% International fixed interest
- 27.94% Australasian equities
- 63.23% International equities
- 4.21% Listed property
- 2.44% Unlisted property



Target Investment Mix

This shows the mix of assets that the fund generally intends to invest in.

- 1.00% Cash and cash equivalents
- 32.00% Australasian equities
- 57.00% International equities
- 5.00% Listed property
- 5.00% Unlisted property



## Top 10 Investments

Name	% of fund net assets	Type	Country	Credit Rating (if applicable)
Fisher & Paykel Healthcare Corporation Limited	3.96%	Australasian equities	NZ	
Vanguard ESG US Stock ETF	3.78%	Diversified fund	US	
Microsoft Corporation	2.69%	International equities	US	
Auckland International Airport Limited	2.45%	Australasian equities	NZ	
NVIDIA Corp	2.36%	International equities	US	
Apple Inc	2.03%	International equities	US	
Infratil Limited	1.92%	Australasian equities	NZ	
Amazon.com Inc	1.72%	International equities	US	
Mercury NZ Limited	1.50%	Australasian equities	NZ	
Meridian Energy Limited	1.49%	Australasian equities	NZ	

The top 10 investments make up 23.90% of the fund.

## Currency Hedging

Currency hedging can apply to some of the asset classes this fund invests in. All international fixed interest investments and international listed property investments are fully hedged. The level of currency hedging for Australian equities is normally 50% but this can be actively managed between 0% - 100% and exposures for international equities is normally 50% hedged but can be actively managed between 20% - 80%. Refer to the Statement of Investment Policy and Objectives for more information.

## Key personnel

This shows the directors and employees who have the most influence on the investment decisions of the fund.

Name	Current Position	Time in current position	Previous or other position	Time in previous or other position
Nic Craven	Chair of the Booster Investment Committee	1 month	Chief Investment Officer, Booster Financial Services	3 Years, 10 Months
Aaron Usher	Portfolio Strategy Manager	3 years, 11 months	Portfolio Manager - Australasian Equities, Booster Financial Services	3 years, 8 months
Steffan Berridge <sup>10</sup>	Investment Committee Member	1 month	Chief Investment Officer, Kiwi Wealth	1 year, 4 months
Colin Thompson <sup>10</sup>	Investment Committee Member	1 month	Senior Investment Specialist, Medical Assurance Society	1 year, 2 months
Rowan Calvert	Portfolio Manager - Global Equities	7 years, 8 months	Senior Equity Analyst, Booster Financial Services	7 years, 4 months

## Further Information

You can also obtain this information, the PDS for the **Booster KiwiSaver Scheme: Multi-sector Funds and Cash Fund**, and some additional information from the offer register at <https://disclose-register.companiesoffice.govt.nz/>

### Notes

1 Total fund charges are charged as a percentage of an investor's interest in the fund (i.e. as a percentage of their account balance). GST is not included in any of the fees stated and will be added where required.

2 The management fee covers Booster's administration and investment management fees, the Supervisor's fee and the regular costs and expenses of running the Scheme (such as audit fees and legal fees).

3 Because the manager of Booster Tahī LP is a related party to Booster KiwiSaver Scheme, and it may receive a performance fee based on the returns of the Booster Tahī LP; 0.50% of Booster Investment Management Limited's annual management fee is rebated on the amount invested by the Fund in Booster Tahī LP.

4 The gearing fee included in the "Managers Basic Fee" will vary depending on the level of borrowing used to gear the fund for the upcoming year. This expense may be materially different to that charged for the year ended 31 March 2025

5 The Fund may invest a portion of its net asset value in Booster Innovation Fund, which is managed and established by Booster Investment Management Limited. Booster Innovation Fund pays a performance fee to Booster Investment Management Limited. By investing in Booster Innovation Fund, the Fund will bear a proportionate share of any performance fee charged which will be reflected in the unit price of the Fund.

6 The Fund may invest a portion of its net asset value in Booster Tahī LP, a limited partnership managed and established by related parties to Booster Investment Management Limited. Booster Tahī LP pays performance fees to the fund manager, Booster Funds Management Limited. By investing in Booster Tahī LP, the Fund will bear a proportionate share of any performance fee charged which will be reflected in the unit price of the Fund.

7 No performance-based fee was charged for the Booster Tahī LP or the Booster Innovation Fund for the year ended 31 March 2025. The performance fee will vary based on the performance of the Booster Tahī LP or the Booster Innovation Fund and this charge for the year ending 31 March 2025 may be materially different to the fee charged for the year ended 31 March 2026.

8 For more information on the performance-based fee, refer to the Fund's PDS and to the "Estimate of Fee" document lodged on the offer register at <https://disclose-register.companiesoffice.govt.nz> for more information on the performance-based fee.

9 The fund pays interest on the amount of money borrowed by the fund in order to leverage up its total exposure to equities. The interest costs incurred by the fund will vary depending on the level of borrowing used to gear the fund, and for the upcoming year, these costs may be materially different to that incurred by the fund for the year ended 31 March 2025.

10 This key personnel has not been named in a previous fund update and has been added as key personnel of the Fund.